



Espree Scooters

3-Wheel Model

Page 1 of 2

Fax this MSRP Order Form
Toll Free to **1-800-862-8782**
Leisure-Lift, Inc.
Effective May 2018
www.pacesaver.com

Call For Custom Order
Phone: 1-800-255-0285

Fax: 1-913-722-2614

Dealer Account Information

Please fill out all information completely

Account No.: _____ PO#: _____	Ship to: _____
Dealer: _____	Address: _____
Address: _____	City/ST/Zip: _____
City, State, Zip: _____	Phone: _____
Phone: _____ Fax: _____	Notes: _____
Contact: _____ Date: _____	E-Mail Address: _____

Order Information

Model	PN	MSRP Price
<input type="checkbox"/> ESPREE ATLAS ¹ 450 lb. capacity, 1 ^{1/4} hp motor, heavy-duty transaxle transmission, 21" wide heavy-duty seat and off-board charger. MIR 10°	15035	\$3,650 K0807
<input type="checkbox"/> ESPREE ATLAS 5 ¹ 500 lb. capacity. Similar to Espree Atlas. MIR 8°	15086	\$3,850 K0808

SEATING CHOICES (Check one)

Com-For-Back Seat 18" x18" ¹ Std

21" Wide Com-For-Back Seat (Std 450/500) \$200

24" x 21" Com-For-Back Seat \$300

Custom Com-For-Back Seat ³ \$400

Solid Wood Base for Com-For-Back Seat (Check one)

16" - 20" w - \$160 21" - 24" w - \$200

Admiral Full Back Seat 18" x18" ¹ (Char vinyl stocked) \$370

Admiral FB Seat 21" (Char vinyl stocked) ⁴ \$550

Admiral FB Seat 24"x21" (Char vinyl stocked) ⁴ \$600

Admiral FB Custom Size (Max. 24" width) ^{3,4} \$860

Size _____

Admiral GPS Seat 18"x18" ¹ (Char vinyl stocked) \$370

Admiral GPS Seat 21" (Char vinyl stocked) ⁴ \$550

Admiral GPS Seat 24"x21" (Char vinyl stocked) ⁴ \$600

Admiral GPS Custom Size (Max. 24" width) ^{3,4} \$860

Size _____

Solid Wood Base for Admiral Seat ³ \$200

Minimizer Seating ³ \$100

Maxum Seating ³ \$200

Gluteal Shelf Seat ³ \$160

Call for Custom Seating Options (800) 255-0285

Order Options

COLOR - MIRROR GLAZE™ (Check one)

Blue Red Black

CONTROLLER (Check one)	FLAT FREE TIRES
<input type="checkbox"/> RH (Std.) <input type="checkbox"/> LH (NC)	<input type="checkbox"/> 3 wheel scooters \$120

BATTERIES (2 required)

U1 size-32 AMP (2 req) \$160ea

Group 22 - 55 AMP (2 required) \$270 ea.

(Larger 1 piece cover required-Red & Blue only) \$200 addl.

STRETCH FRONT END

Stretch (4") \$300

SEATING ACCESSORIES

Power Seat ⁵ *Not Available on Atlas 5* \$1000

Sliding Seat *Not available on Atlas with Power seat* \$ 60

Adjustable Headrest (Specify Color _____) \$ 80

Pelvic Strap 60" (std.) \$ 50

Pelvic Strap-XLong 74" \$ 60

FABRIC CHOICES (Check one)

Black Velvet Gray Velvet Charcoal Vinyl

ARMRESTS (Check one) see footnotes below

Molded Arm Pads Std.

Adjustable/Removable Arms Std.

Heavy-Duty Adjustable/Removable Arms NC

Longer Arm Pads 14" \$ 15ea.

PACESAVER SCOOTER FOOTNOTES:

1 - Adjustable/Removable Arms standard

3 - Custom order form must be filled out- Extra Lead Time.

4 - Rear mounted accessories are not available with type seat.

5 - Lift of 5" - 6".

YES I want additional accessories listed on back. **(MUST CHECK ONE)**

NO I do not want additional accessories list on back. **Your order will NOT be processed unless one of these boxes is checked.**



Espree Scooters
3-Wheel Model
Page 2 of 2
Fax: 1-913-722-2614

Fax this MSRP Order Form
Toll Free to 1-800-862-8782
Leisure-Lift, Inc.
Effective May 2018
www.pacesaver.com

Account No.: PO#:
Dealer:
Address:
City, State, Zip:
Phone: Fax:
Contact: Date:

COMMENTS:

OTHER ACCESSORIES & OPTIONS
Table with 3 columns: Item, Price, and MSRP. Includes items like Anti-tips, Back-up Beeper, Basket, Cup Holder, etc.

NOTE: HCPCS CODES DO NOT GUARANTEE PAYMENT, NOR SHOULD THEY BE CONSIDERED LEGAL ADVICE!

TERMS & CONDITIONS:

Dealer price: appropriate quantity bracket, single orders shipped complete to one destination. Models can be combined for quantity bracket discount.

FREIGHT:

Prepay and add on 1 unit, subject to above.
Free on any combination of two or more scooters and power wheelchairs, excluding batteries, subject to above, Seller's choice, usually UPS.
Batteries shipped prepay and add. Subject to above, Sellers choice, usually UPS.

STANDARD PAYMENT TERMS:

4% 10, Net 30 days, with approved credit. We also accept Discover, Mastercard, & Visa. Third-party financing available WAC

WARRANTY:

Please see literature for warranty information.

NOTE:

Prices may vary depending on location and dealer. Some part numbers may vary depending on option, color, model, or other factors.
Option prices apply only when purchased with a scooter. Please contact PaceSaver customer service to be sure of correct pricing and part numbers.
This price list supersedes all previous price lists.

Leisure-Lift, Inc.
1800 Merriam Lane • Kansas City, KS 66106
Phone: 800-255-0285 • Fax: 800-862-8782 • Fax: 913-722-2614

Features, prices and specifications subject to change. Call Leisure-Lift®, Inc. for current information.
PaceSaver® and Titan® are registered trademarks of Leisure-Lift®, Inc. Espree, Eclipse, Plus III, Scout, Fusion, Fusion 350, Fusion 450, Boss, Boss 6, Boss 6NS, Boss 6.75, M1, RF, RF4, RFP4.
Com-For-Back, Midi-Drive, Soft-Touch are trademarks of Leisure-Lift, Inc.
©2016 Leisure-Lift, Inc. All rights reserved.

PaceSaver®

MSRP Order Form

Call For Custom Order
Phone: 1-800-255-0285

Eclipse Scooters

4-Wheel Model

Page 1 of 2

Fax: 1-913-722-2614

Fax this MSRP Order Form
Toll Free to 1-800-862-8782

Leisure-Lift, Inc.

Effective May 2018

www.pacesaver.com

Dealer Account Information

Please fill out all information completely

Account No.: _____	PO#: _____	Ship to: _____
Dealer: _____		Address: _____
Address: _____		City/ST/Zip: _____
City, State, Zip: _____		Phone: _____
Phone: _____	Fax: _____	Notes: _____
Contact: _____	Date: _____	E-Mail Address: _____

Order Information

Model	PN	MSRP Price
<input type="checkbox"/> Eclipse Premier (4 Wheel) ^{1,4} 15072 \$3,700 350 lb. capacity, 1 ¹ / ₄ hp motor, heavy-duty transaxle transmission, off-board charger and delta tiller. MIR 12° K0807		
<input type="checkbox"/> Eclipse Atlas (4 Wheel) ^{2,4} 15073 \$3,730 450 lb. capacity, 1 ¹ / ₄ hp motor, heavy-duty transaxle transmission, 21" wide heavy-duty seat, delta tiller, off-board charger. MIR 10° K0807		
<input type="checkbox"/> Eclipse Atlas 5 ² 15087 \$3,830 500 lb. capacity. Similar to Espree Atlas. 21" seat std. MIR 8° K0808		

SEATING CHOICES (Check one)

- Com-For-Back Seat** 18" x18" ¹ Std
 - 21" Wide Com-For-Back Seat (Std 450/500) \$200
 - 24" x 21" Com-For-Back Seat \$300
 - Custom Com-For-Back Seat ³ \$400
 - Solid Wood Base for Com-For-Back Seat (Check one)
 - 16" - 20" w - \$160
 - 21" - 24" w - \$200
 - Admiral Full Back Seat** 18" x18" ¹ (Char vinyl stocked) \$370
 - Admiral FB Seat 21" x21" (Char vinyl stocked) ⁴ \$550
 - Admiral FB Seat 24"x21" (Char vinyl stocked) ⁴ \$600
 - Admiral FB Custom Size (Max. 24" width) ^{3,4} \$860
Size _____
 - Admiral GPS Seat** 18"x18" ¹ (Char vinyl stocked) \$370
 - Admiral GPS Seat 21" x21" (Char vinyl stocked) ⁴ \$550
 - Admiral GPS Seat 24"x21" (Char vinyl stocked) ⁴ \$600
 - Admiral GPS Custom Size (Max. 24" width) ^{3,4} \$860
Size _____
 - Solid Wood Base for Admiral Seat ³ \$200
 - Minimizer Seating** ³ \$100
 - Maxum Seating** ³ \$200
 - Gluteal Shelf Seat** ³ \$160
- Call for Custom Seating Options (800) 255-0285

Order Options

COLOR - MIRROR GLAZE™ (Check one)

- Blue Red Black

CONTROLLER ((Check one)

- RH (Std.) LH NC

FLAT FREE TIRES

- 4-wheel scooters \$160

BATTERIES (2 required)

- U1 size - 32 AMP - (2 required) \$160 ea.
- Group 22 - 55 AMP (2 required) \$270 ea.
- (Larger 1 piece cover required. Red & Blue only) \$200 addl.

SEATING ACCESSORIES

- Power Seat ⁵ *Not available on Atlas 5* \$1000
- Sliding Seat (*Not available on Atlas with Power seat*) \$60
- Adjustable Headrest (Specify Color _____) \$80
- Pelvic Strap 60" std \$50
- Pelvic Strap-XLong 74" \$60

FABRIC CHOICES (Check one)

- Black Velvet Gray Velvet Charcoal Vinyl

ARMRESTS (Check one)

see footnotes below

- Molded Arm Pads Std.
- Adjustable/Removable Arms Std.
- Heavy-Duty Adjustable/Removable Arms NC
- Longer Arm Pads - 14" \$ 15ea.

PACESAVER SCOOTER FOOTNOTES:

- 1 - Adjustable/Removable Arms standard
- 3 - Custom order form must be filled out- Extra Lead Time.
- 4 - Rear mounted accessories are not available with type seat.
- 5 - Lift of 5" - 6".

YES I want additional accessories listed on back.

NO I do not want additional accessories list on back.

(MUST CHECK ONE)

Your order will NOT be processed unless one of these boxes is checked.



Eclipse Scooters

4-Wheel Model

Page 2 of 2

Fax this MSRP Order Form
Toll Free to **1-800-862-8782**

Leisure-Lift, Inc.

Effective May 2018

Call For Custom Order

Phone: 1-800-255-0285

Fax: 1-913-722-2614

www.pacesaver.com

Account No.: _____ PO#: _____
 Dealer: _____
 Address: _____
 City, State, Zip: _____
 Phone: _____ Fax: _____
 Contact: _____ Date: _____

COMMENTS: _____

OTHER ACCESSORIES & OPTIONS		
<input type="checkbox"/> Back-up Beeper	10006	\$ 50
<input type="checkbox"/> Basket - Folding	10701	\$ 50
<input type="checkbox"/> Cup Holder	14635	\$ 30
<input type="checkbox"/> Delta Tiller	17367	Std.
<input type="checkbox"/> Delta Pull Throttle RH	12724	\$ 50
<input type="checkbox"/> Delta Pull Throttle LH	12726	\$ 50
<input type="checkbox"/> Dual Accessories Mount	17172	\$ 60
<input type="checkbox"/> Flag	16640	\$ 50
<input type="checkbox"/> Front Bag	14632	\$ 60
<input type="checkbox"/> Light Package - Deluxe	17388	\$300
(Includes headlight, tail-lights & turn signals)		
<input type="checkbox"/> Off Cart Charging Harness	14453	\$ 60
<input type="checkbox"/> On-Board Charger	17515	NC
<input type="checkbox"/> Oxygen Cylinder Holder	16889	\$150
<input type="checkbox"/> Oxygen Holder - Liquid	<i>Call for Information</i>	
<input type="checkbox"/> Rear View Mirror (Clip On)	17697	\$ 50
<input type="checkbox"/> Saddle Bag	14633	\$ 40
<input type="checkbox"/> Tiller Extension	16720	\$ 50
<input type="checkbox"/> Thumbrest Extension	11406	\$ 30
<input type="checkbox"/> Walking Cane Holder	10705	\$ 16
<input type="checkbox"/> Walker/Crutch Holder	16938	\$170
<input type="checkbox"/> Weather Cover (XL)	14628	\$240

NOTE: HCPCS CODES DO NOT GUARANTEE PAYMENT, NOR SHOULD THEY BE CONSIDERED LEGAL ADVICE!

TERMS & CONDITIONS:

Dealer price: appropriate quantity bracket, single orders shipped complete to one destination. Models can be combined for quantity bracket discount.

FREIGHT:

Prepay and add on 1 unit, subject to above.
Free on any combination of two or more scooters and power wheelchairs, excluding batteries, subject to above, Seller's choice, usually UPS.
Batteries shipped prepay and add. Subject to above, Sellers choice, usually UPS.

STANDARD PAYMENT TERMS:

4% 10, Net 30 days, with approved credit. We also accept Discover, Mastercard, & Visa. Third-party financing available WAC

WARRANTY:

Please see literature for warranty information.

NOTE:

Prices may vary depending on location and dealer. Some part numbers may vary depending on option, color, model, or other factors.
Option prices apply only when purchased with a scooter. **Please contact PaceSaver customer service to be sure of correct pricing and part numbers.** This price list supersedes all previous price lists.

Leisure-Lift, Inc.

1800 Merriam Lane • Kansas City, KS 66106

Phone: 800-255-0285 • Fax: 800-862-8782 • Fax: 913-722-2614

Features, prices and specifications subject to change. Call Leisure-Lift®, Inc. for current information.
PaceSaver® and Titan® are registered trademarks of Leisure-Lift®, Inc. Espree, Eclipse, Plus III, Scout, Fusion, Fusion 350, Fusion 450, Boss, Boss 6, Boss 6NS, Boss 6.75, M1, RF, RF4, RFP4, Com-For-Back, Midi-Drive, Soft-Touch are trademarks of Leisure-Lift, Inc.
©2016 Leisure-Lift, Inc. All rights reserved.



Scout M1

Single Seat Post - No Suspension

Group 2

Fax this MSRP Order Form
Toll Free to **1-800-862-8782**

Call For Custom Order
Phone: 1-800-255-0285

Fax: 913-722-2614 www.pacesaver.com

Leisure-Lift, Inc.
Effective May 2018

Dealer Account Information

Please fill out all information completely

Account No.: _____ PO#: _____
Dealer: _____
Address: _____
City, State, Zip: _____
Phone: _____ Fax: _____
Contact: _____ Date: _____

Ship to: _____
Address: _____
City/ST/Zip: _____
Phone: _____
Notes: _____
E-Mail Address: _____

Model 81445A	MSRP Price
<input type="checkbox"/> Scout M1 CC - Convertible 300 lb. weight capacity, 8° MIR, Captain's Seat, Convertible front or rear wheel drive, Programmable	\$5,350 K0823
<input type="checkbox"/> Scout M1 SS - Convertible 300 lb. weight capacity, 8° MIR, Solid, Seat, Convertible front or rear wheel drive, Programmable	\$5,350 K0822

COLOR - MIRROR GLAZE™ (Check one)
 Blue Red Black

CONTROLLER (Check one)
 Right Hand Std. Left Hand NC
 Retractable \$199 Attendant \$600
 Front Wheel Drive NC Rear Mounted \$100
 Power Access. Control \$300

TIRES (Check one)
 Pneumatic Std. Flat Free \$160

LEG RIGGINGS

<input type="checkbox"/> Bracket for mounting ELR/SWF (required)	\$100ea.
<input type="checkbox"/> Elevating Leg Rests (L & R)	\$210ea.
<input type="checkbox"/> Swing Away/Detachable Foot Rests (L & R)	\$150ea.
<input type="checkbox"/> Foot Plate (when ordered with ELR/SWF)	\$200
<input type="checkbox"/> Height and Depth Adjustable Foot Plate	Std.
<input type="checkbox"/> Custom Footplate	\$300
<input type="checkbox"/> Heel Straps (each)	\$ 25
<input type="checkbox"/> Amputee Support (each)	\$220
<input type="checkbox"/> Elevating Leg Rest Knee Pads (Pair)	\$ 80

SEATING ACCESSORIES

<input type="checkbox"/> Power Seat (Sgl. Seat Post) ⁴	\$1070
<input type="checkbox"/> Adjustable Headrest (Specify Color _____)	\$ 80
<input type="checkbox"/> Extra Long Pelvic Strap 74"	\$ 60
<input type="checkbox"/> Rehab Headrest (6"x9")	\$ 170
<input type="checkbox"/> Rehab Headrest Mount Assembly	\$ 180
<input type="checkbox"/> Pelvic Strap 60"	Std.

BATTERIES
 U1 size - 32 AMP - (2 required) \$160 ea.

SEATING CHOICES (Check one)

<input type="checkbox"/> Com-For-Back Seat 18"w x 18"d ¹	Std.
<input type="checkbox"/> 21"w x 21"d Com-For-Back Seat ¹	\$200
<input type="checkbox"/> 24"wx 21"d Com-For-Back Seat ^{1,2}	\$300
<input type="checkbox"/> Custom Com-For-Back Seat ^{1,5}	\$400
<input type="checkbox"/> Solid Wood Base for Com-For-Back Seat (Check one) <input type="checkbox"/> 16" - 20" w - \$160 <input type="checkbox"/> 21" - 24" w - \$200	

<input type="checkbox"/> Admiral Full Back (18" x 18") ^{1,3} (Char vinyl stocked)	\$370
<input type="checkbox"/> Admiral FB Seat (21" x 21") ¹ (Char vinyl stocked)	\$550
<input type="checkbox"/> Admiral FB Seat (24" x 21") ^{1,2,3} (Char vinyl stocked)	\$600
<input type="checkbox"/> Admiral FB Custom Size (Max. 24" width) ^{1,2,3,6} Size _____	\$860
<input type="checkbox"/> Admiral GPS Seat (18" x 18") ^{1,3} (Char vinyl stocked)	\$370
<input type="checkbox"/> Admiral GPS Seat (21" x 21") ¹ (Char vinyl stocked)	\$550
<input type="checkbox"/> Admiral GPS Seat (24" x 21") ^{1,2,3} (Char vinyl stocked)	\$600
<input type="checkbox"/> Admiral GPS Custom Size (Max. 24" width) ^{1,2,3,5} Size _____	\$860
<input type="checkbox"/> Solid Wood Base for Admiral Seat	\$200

<input type="checkbox"/> Minimizer Seating ⁵	\$100
<input type="checkbox"/> Maxum Seating ⁵	\$200
<input type="checkbox"/> Gluteal Shelf Seat ⁵	\$160

Call for Custom Seating Options (800) 255-0285

FABRIC CHOICES (Check one)
 Black Velvet Gray Velvet Charcoal Vinyl

ARMRESTS (Check one) see footnotes below

<input type="checkbox"/> Adjustable/Removable Arms	Std.
<input type="checkbox"/> Heavy-Duty Adjustable/Removable Arms	\$110
<input type="checkbox"/> Longer Arm Pads - 14"	\$ 15ea

OTHER ACCESSORIES & OPTIONS

<input type="checkbox"/> Basket - Folding	81151	\$50
<input type="checkbox"/> Cup Holder	81163	\$30
<input type="checkbox"/> Flag	16640	\$50
<input type="checkbox"/> Front Bag	81166	\$68
<input type="checkbox"/> O ₂ Holder	82514	\$150
<input type="checkbox"/> On-Board Charger	82281	\$ 60
<input type="checkbox"/> Saddle Bag	81165	\$ 40
<input type="checkbox"/> Cane Holder	81200	\$ 16
<input type="checkbox"/> Tie Down Anchor Points		\$170
<input type="checkbox"/> Walker/Crutch Holder	82516	\$170
<input type="checkbox"/> Weather Cover (reg.)	14662	\$200

PACESAVER POWER CHAIR FOOTNOTES:

- 1 - Adjustable/Removable Arms standard
- 2 - Long Pelvic Strap included

- 3 - Rear mounted accessories are not available with type seat.
- 4 - Lift of 5" - 6".
- 5 - Custom order form must be filled out- Extra Lead Time.



Scout M1-350

Single Seat Post - No Suspension

Group 2

Fax this MSRP Order Form
Toll Free to **1-800-862-8782**

Call For Custom Order
Phone: 1-800-255-0285

Fax: 913-722-2614 www.pacesaver.com

Leisure-Lift, Inc.
Effective May 2018

Dealer Account Information

Please fill out all information completely

Account No.: _____ PO#: _____
 Dealer: _____
 Address: _____
 City, State, Zip: _____
 Phone: _____ Fax: _____
 Contact: _____ Date: _____

Ship to: _____
 Address: _____
 City/ST/Zip: _____
 Phone: _____
 Notes: _____
 E-Mail Address: _____

Model 81855A	MSRP Price
<input type="checkbox"/> Scout M1-350 CC - Convertible	\$5,650
350 lb. weight capacity, 8° MIR, Captain's Seat, Convertible front or rear wheel drive, Programmable K0823, K0825, K0831, K0838	
<input type="checkbox"/> Scout M1-350 SS - Convertible	\$5,650
350 lb. weight capacity, 8° MIR, Solid Seat, Convertible front or rear wheel drive, Programmable K0822, K0824, K0830, K0837	
COLOR - MIRROR GLAZE™ (Check one)	
<input type="checkbox"/> Blue <input type="checkbox"/> Red <input type="checkbox"/> Black	
CONTROLLER (Check one)	
<input type="checkbox"/> Right Hand Std.	<input type="checkbox"/> Left Hand NC
<input type="checkbox"/> Retractable \$199	<input type="checkbox"/> Attendant \$600
<input type="checkbox"/> Front Wheel Drive NC	<input type="checkbox"/> Rear Mounted \$100
<input type="checkbox"/> Power Access. Control \$300	
TIRES (Check one)	
<input type="checkbox"/> Pneumatic NC	<input type="checkbox"/> Flat Free Std
LEG RIGGINGS	
<input type="checkbox"/> Bracket for mounting ELR/SWF (required) (L & R)	\$100ea.
<input type="checkbox"/> Elevating Leg Rests (L & R)	\$210ea.
<input type="checkbox"/> Swing Away/Detachable Foot Rests (L & R)	\$150ea.
<input type="checkbox"/> Foot Plate (when ordered with ELR/SWF)	\$200
<input type="checkbox"/> Height and Depth Adjustable Foot Plate	Std.
<input type="checkbox"/> Custom Footplate	\$300
<input type="checkbox"/> Heel Straps (each)	\$ 25
<input type="checkbox"/> Amputee Support (each)	\$220
<input type="checkbox"/> Elevating Leg Rest Knee Pads (Pair)	\$ 80
SEATING ACCESSORIES	
<input type="checkbox"/> Power Seat (Sgl. Seat Post) ⁴	\$1070
<input type="checkbox"/> Adjustable Headrest (Specify Color _____)	\$ 80
<input type="checkbox"/> Extra Long Pelvic Strap 74"	\$ 60
<input type="checkbox"/> Rehab Headrest (6"x9")	\$ 170
<input type="checkbox"/> Rehab Headrest Mount Assembly	\$ 180
<input type="checkbox"/> Pelvic Strap 60"	Std.
BATTERIES	
<input type="checkbox"/> U1 size - 32 AMP - (2 required)	\$160 ea.

SEATING CHOICES (Check one)	
<input type="checkbox"/> Com-For-Back Seat 18"w x 18"d ¹	Std.
<input type="checkbox"/> 21"w x 21"d Com-For-Back Seat ¹	\$200
<input type="checkbox"/> 24"w x 21"d Com-For-Back Seat ^{1,2}	\$300
<input type="checkbox"/> Custom Com-For-Back Seat ^{1,5}	\$400
<input type="checkbox"/> Solid Wood Base for Com-For-Back Seat (Check one)	
<input type="checkbox"/> 16" - 20" w - \$160	<input type="checkbox"/> 21" - 24" w - \$200
<input type="checkbox"/> Admiral Full Back (18" x 18") ^{1,3} (Char vinyl stocked)	\$370
<input type="checkbox"/> Admiral FB Seat (21" x 21") ¹ (Char vinyl stocked)	\$550
<input type="checkbox"/> Admiral FB Seat (24" x 21") ^{1,2,3} (Char vinyl stocked)	\$600
<input type="checkbox"/> Admiral FB Custom Size (Max. 24" width) ^{1,2,3,6}	\$860
Size _____	
<input type="checkbox"/> Admiral GPS Seat (18" x 18") ^{1,3} (Char vinyl stocked)	\$370
<input type="checkbox"/> Admiral GPS Seat (21" x 21") ¹ (Char vinyl stocked)	\$550
<input type="checkbox"/> Admiral GPS Seat (24" x 21") ^{1,2,3} (Char vinyl stocked)	\$600
<input type="checkbox"/> Admiral GPS Custom Size (Max. 24" width) ^{1,2,3,5}	\$860
Size _____	
<input type="checkbox"/> Solid Wood Base for Admiral Seat	\$200
<input type="checkbox"/> Minimizer Seating ⁵	\$100
<input type="checkbox"/> Maxum Seating ⁵	\$200
<input type="checkbox"/> Gluteal Shelf Seat ⁵	\$160
<i>Call for Custom Seating Options (800) 255-0285</i>	
FABRIC CHOICES (Check one)	
<input type="checkbox"/> Black Velvet	<input type="checkbox"/> Gray Velvet
<input type="checkbox"/> Charcoal Vinyl	
ARMRESTS (Check one) see footnotes below	
<input type="checkbox"/> Adjustable/Removable Arms	Std.
<input type="checkbox"/> Heavy-Duty Adjustable/Removable Arms	\$110
<input type="checkbox"/> Longer Arm Pads - 14"	\$ 15ea
OTHER ACCESSORIES & OPTIONS	
<input type="checkbox"/> Basket - Folding	81151 \$50
<input type="checkbox"/> Cup Holder	81163 \$30
<input type="checkbox"/> Flag	16640 \$50
<input type="checkbox"/> Front Bag	81166 \$68
<input type="checkbox"/> O ² Holder	82514 \$150
<input type="checkbox"/> On-Board Charger	82281 \$ 60
<input type="checkbox"/> Saddle Bag	81165 \$ 40
<input type="checkbox"/> Cane Holder	81200 \$ 16
<input type="checkbox"/> Tie Down Anchor Points	\$170
<input type="checkbox"/> Walker/Crutch Holder	82516 \$170
<input type="checkbox"/> Weather Cover (reg.)	14662 \$200

PACESAVER POWER CHAIR FOOTNOTES:

- 1 - Adjustable/Removable Arms standard
- 2 - Long Pelvic Strap included

- 3 - Rear mounted accessories are not available with type seat.
- 4 - Lift of 5" - 6".
- 5 - Custom order form must be filled out- Extra Lead Time.



Scout RF 4Post

4-Point Seat Posts-No Suspension

Group 2

Fax this MSRP Order Form
to **1-800-862-8782**
Leisure-Lift, Inc.

Call For Custom Order
Phone: **1-800-255-0285**

Fax: **913-722-2614** www.pacesaver.com

Page 1 of 1
Effective May 2018

Dealer Account Information

Please fill out all information completely

Account No.: _____ PO#: _____
 Dealer: _____
 Address: _____
 City, State, Zip: _____
 Phone: _____ Fax: _____
 Contact: _____ Date: _____

Ship to: _____
 Address: _____
 City/ST/Zip: _____
 Phone: _____
 Notes: _____
 E-Mail Address: _____

Model 82554	MSRP Price
<input type="checkbox"/> Scout RF 4Post CC Midi-Drive PWC 300 lb. weight capacity, 9° MIR, Programmable. K0823, K0836, K0842	\$5,500
<input type="checkbox"/> Scout RF 4Post SS Midi-Drive PWC 300 lb. weight capacity, 9° MIR, Program K0822, K0835, K0841	\$5,500

COLOR - MIRROR GLAZE™ (Check one)
 Blue Red Black

CONTROLLER

<input type="checkbox"/> Right Hand	Std.	<input type="checkbox"/> Left Hand	NC
<input type="checkbox"/> Attendant	\$600	<input type="checkbox"/> Retractable	\$200
<input type="checkbox"/> Rear Mounted	\$100	<input type="checkbox"/> Power Access. Control	\$300

TIRES (Check one)

<input type="checkbox"/> Pneumatic	Std.	<input type="checkbox"/> Flat Free	\$160
------------------------------------	------	------------------------------------	-------

LEG RIGGINGS

<input type="checkbox"/> Bracket for mounting ELR/SWF (required) (L & R)	\$100ea
<input type="checkbox"/> Elevating Leg Rests (L & R)	\$210ea
<input type="checkbox"/> Elevating Leg Rests (L & R) (power)	\$900ea
<input type="checkbox"/> Swing Away/Detachable Foot Rests (L & R)	\$150ea
<input type="checkbox"/> Foot Plate (when ordered with ELR/SWF)	\$200
<input type="checkbox"/> Height Adjustable Foot Plate	\$ 50
<input type="checkbox"/> Height and Depth Adjustable Ftplate Brkt.	\$100
<input type="checkbox"/> Custom Footplate	\$300
<input type="checkbox"/> Heel Straps (each)	\$ 25
<input type="checkbox"/> Amputee Support (each)	\$220
<input type="checkbox"/> Center Col. Foot Plate (manual)	\$1000
<input type="checkbox"/> Center Col. Foot Plate (power)	\$1930
<input type="checkbox"/> Center Col Individ. Ftplates (manual)	\$1000
<input type="checkbox"/> Center Col Individ. Ftplates (power)	\$2110

ANTI-TIP OPTIONS

<input type="checkbox"/> Center-mount	\$500
<input type="checkbox"/> Stanza™ (Power) Side mount	\$700
<input type="checkbox"/> Stanza™ (Power) Center-mount	\$700
<input type="checkbox"/> 1" Offset Side mount (Pair)	\$ 80
<input type="checkbox"/> 3" Offset Side mount (Pair)	\$130

PACESAVER POWER CHAIR FOOTNOTES:
 1 - Heavy-Duty Adjustable/Removable arms standard
 2 - Long Pelvic Strap included
 3 - Rear mounted accessories are not available with type seat.
 4 - Lift of 5" - 6".
 5 - Custom order form must be filled out- Extra Lead Time.

SEATING CHOICES (Check one)

<input type="checkbox"/> Com-For-Back Seat 18" w x 18" d	Std.
<input type="checkbox"/> 21" w x 21" d Com-For-Back Seat (Std 450/500) ¹	\$200
<input type="checkbox"/> 24" w x 21" d Com-For-Back Seat ^{1,2}	\$300
<input type="checkbox"/> Custom Com-For-Back Seat ^{1,5}	\$400
<input type="checkbox"/> Solid Wood Base for Com-For-Back Seat (Check one)	
<input type="checkbox"/> 16" - 20" w - \$160	<input type="checkbox"/> 21" - 24" w - \$200

<input type="checkbox"/> Admiral Full Back (18" x 18") ³ (Char vinyl stocked)	\$370
<input type="checkbox"/> Admiral FB Seat (21" x 21") ¹ (Char vinyl stocked)	\$550
<input type="checkbox"/> Admiral FB Seat (24" x 21") ^{1,2,3} (Char vinyl stocked)	\$600
<input type="checkbox"/> Admiral FB Custom Size (Max. 24" width) ^{1,2,3,6}	\$860
Size _____	
<input type="checkbox"/> Admiral GPS Seat (18" x 18") ³ (Char vinyl stocked)	\$370
<input type="checkbox"/> Admiral GPS Seat (21" x 21") ¹ (Char vinyl stocked)	\$550
<input type="checkbox"/> Admiral GPS Seat (24" x 21") ^{1,2,3} (Char vinyl stocked)	\$600
<input type="checkbox"/> Admiral GPS Custom Size (Max. 24" width) ^{1,2,3,5}	\$860
Size _____	
<input type="checkbox"/> Solid Wood Base for Admiral Seat	\$200

<input type="checkbox"/> Minimizer Seating ⁵	\$100
<input type="checkbox"/> Maxum Seating ⁵	\$200
<input type="checkbox"/> Gluteal Shelf Seat ⁵	\$160

Call for Custom Seating Options (800) 255-0285

FABRIC CHOICES (Check one)

Black Velvet Gray Velvet Charcoal Vinyl

ARMRESTS (Check one) see footnotes below

<input type="checkbox"/> Adjustable/Removable Arms	Std.
<input type="checkbox"/> Heavy-Duty Adjustable/Removable Arms	\$150
<input type="checkbox"/> Longer Arm Pads - 14"	\$ 15ea

SEATING ACCESSORIES

<input type="checkbox"/> Power Seat (Sgl. Seat Post) ⁴	\$1070
<input type="checkbox"/> Adjustable Headrest (Specify Color _____)	\$ 80
<input type="checkbox"/> Extra Long Pelvic Strap 74"	\$ 60
<input type="checkbox"/> Rehab Headrest (6"x9")	\$ 170
<input type="checkbox"/> Rehab Headrest Mount Assembly	\$ 180
<input type="checkbox"/> Pelvic Strap 60"	Std.

OTHER ACCESSORIES & OPTIONS

<input type="checkbox"/> Basket - Folding	81151	\$50
<input type="checkbox"/> Cup Holder	81163	\$30
<input type="checkbox"/> Flag	16640	\$50
<input type="checkbox"/> Front Bag	81166	\$68
<input type="checkbox"/> O ² Holder	82514	\$150
<input type="checkbox"/> Saddle Bag	81165	\$ 40
<input type="checkbox"/> Cane Holder	81200	\$ 16
<input type="checkbox"/> Tie Down Anchor Points		\$170
<input type="checkbox"/> Walker/Crutch Holder	82516	\$170
<input type="checkbox"/> Weather Cover (reg.)	14662	\$200

BATTERIES

Group 22-55 AMP (2 required) \$270 ea.



Call For Custom Order

Scout RFP4

4-Point Seat Posts-No Suspension Group 2

Fax this MSRP Order Form
to 1-800-862-8782
Leisure-Lift, Inc.

Page 1 of 1

Fax: 913-722-2614 www.pacesaver.com

Effective May 2018

Dealer Account Information

Please fill out all information completely

Account No.: _____ PO#: _____ Dealer: _____ Address: _____ City, State, Zip: _____ Phone: _____ Fax: _____ Contact: _____ Date: _____	Ship to: _____ Address: _____ City/ST/Zip: _____ Phone: _____ Notes: _____ E-Mail Address: _____
--	---

<table style="width: 100%;"> <tr> <td style="width: 60%;">Model 82491</td> <td style="width: 40%; text-align: right;">MSRP Price</td> </tr> <tr> <td><input type="checkbox"/> Scout RF-P4 CC Midi-Drive PWC 450 lb. weight capacity, 9° MIR, Programmable. K0825,K0838,K0831</td> <td style="text-align: right;">\$6,800</td> </tr> <tr> <td><input type="checkbox"/> Scout RF-P4 SS Midi-Drive PWC 450 lb. weight capacity, 9° MIR, Programmable. K0824,K0837</td> <td style="text-align: right;">\$6,800</td> </tr> <tr> <td colspan="2">COLOR - MIRROR GLAZE™ (Check one)</td> </tr> <tr> <td><input type="checkbox"/> Blue <input type="checkbox"/> Red <input type="checkbox"/> Black</td> <td></td> </tr> <tr> <td colspan="2">CONTROLLER</td> </tr> <tr> <td><input type="checkbox"/> Right Hand Std. <input type="checkbox"/> Left Hand NC</td> <td></td> </tr> <tr> <td><input type="checkbox"/> Attendant \$600 <input type="checkbox"/> Retractable \$200</td> <td></td> </tr> <tr> <td><input type="checkbox"/> Rear Mounted \$100 <input type="checkbox"/> Power Access. Control \$300</td> <td></td> </tr> <tr> <td colspan="2">TIRES (Check one)</td> </tr> <tr> <td>Pneumatic Std. <input type="checkbox"/> Flat Free \$160</td> <td></td> </tr> <tr> <td colspan="2">LEG RIGGINGS</td> </tr> <tr> <td><input type="checkbox"/> Bracket for mounting ELR/SWF (required) (L & R)</td> <td style="text-align: right;">\$100ea</td> </tr> <tr> <td><input type="checkbox"/> Elevating Leg Rests (L & R)</td> <td style="text-align: right;">\$210ea.</td> </tr> <tr> <td><input type="checkbox"/> HD Elevating Leg Rests (L & R) (powered)</td> <td style="text-align: right;">\$900ea</td> </tr> <tr> <td><input type="checkbox"/> HD Elevating Leg Rests (L & R) (manual)</td> <td style="text-align: right;">\$550ea</td> </tr> <tr> <td><input type="checkbox"/> Swing Away/Detachable Foot Rests (L & R)</td> <td style="text-align: right;">\$150ea</td> </tr> <tr> <td><input type="checkbox"/> Foot Plate (when ordered with ELR/SWF)</td> <td style="text-align: right;">\$200</td> </tr> <tr> <td><input type="checkbox"/> Height Adjustable Foot Plate</td> <td style="text-align: right;">\$ 50</td> </tr> <tr> <td><input type="checkbox"/> Height and Depth Adjustable Ftplate Brkt.</td> <td style="text-align: right;">\$100</td> </tr> <tr> <td><input type="checkbox"/> Custom Footplate</td> <td style="text-align: right;">\$300</td> </tr> <tr> <td><input type="checkbox"/> Heel Straps (each)</td> <td style="text-align: right;">\$ 25</td> </tr> <tr> <td><input type="checkbox"/> Amputee Support (each)</td> <td style="text-align: right;">\$220</td> </tr> <tr> <td><input type="checkbox"/> Center Col. Foot Plate (manual)</td> <td style="text-align: right;">\$1000</td> </tr> <tr> <td><input type="checkbox"/> Center Col. Foot Plate (power)</td> <td style="text-align: right;">\$1930</td> </tr> <tr> <td><input type="checkbox"/> Center Col Individ. Ftplates (manual)</td> <td style="text-align: right;">\$1000</td> </tr> <tr> <td><input type="checkbox"/> Center Col Individ. Ftplates (power)</td> <td style="text-align: right;">\$2110</td> </tr> <tr> <td colspan="2">ANTI-TIP OPTIONS</td> </tr> <tr> <td><input type="checkbox"/> Center-mount</td> <td style="text-align: right;">\$500</td> </tr> <tr> <td><input type="checkbox"/> Stanza™ (Power) Side mount</td> <td style="text-align: right;">\$700</td> </tr> <tr> <td><input type="checkbox"/> Stanza™ (Power) Center-mount</td> <td style="text-align: right;">\$700</td> </tr> <tr> <td><input type="checkbox"/> 1" Offset Side mount (Pair)</td> <td style="text-align: right;">\$ 80</td> </tr> <tr> <td><input type="checkbox"/> 3" Offset Side mount (Pair)</td> <td style="text-align: right;">\$130</td> </tr> <tr> <td colspan="2">BATTERIES</td> </tr> <tr> <td><input type="checkbox"/> Group 22-55 AMP (2 required)</td> <td style="text-align: right;">\$270 ea.</td> </tr> </table>	Model 82491	MSRP Price	<input type="checkbox"/> Scout RF-P4 CC Midi-Drive PWC 450 lb. weight capacity, 9° MIR, Programmable. K0825,K0838,K0831	\$6,800	<input type="checkbox"/> Scout RF-P4 SS Midi-Drive PWC 450 lb. weight capacity, 9° MIR, Programmable. K0824,K0837	\$6,800	COLOR - MIRROR GLAZE™ (Check one)		<input type="checkbox"/> Blue <input type="checkbox"/> Red <input type="checkbox"/> Black		CONTROLLER		<input type="checkbox"/> Right Hand Std. <input type="checkbox"/> Left Hand NC		<input type="checkbox"/> Attendant \$600 <input type="checkbox"/> Retractable \$200		<input type="checkbox"/> Rear Mounted \$100 <input type="checkbox"/> Power Access. Control \$300		TIRES (Check one)		Pneumatic Std. <input type="checkbox"/> Flat Free \$160		LEG RIGGINGS		<input type="checkbox"/> Bracket for mounting ELR/SWF (required) (L & R)	\$100ea	<input type="checkbox"/> Elevating Leg Rests (L & R)	\$210ea.	<input type="checkbox"/> HD Elevating Leg Rests (L & R) (powered)	\$900ea	<input type="checkbox"/> HD Elevating Leg Rests (L & R) (manual)	\$550ea	<input type="checkbox"/> Swing Away/Detachable Foot Rests (L & R)	\$150ea	<input type="checkbox"/> Foot Plate (when ordered with ELR/SWF)	\$200	<input type="checkbox"/> Height Adjustable Foot Plate	\$ 50	<input type="checkbox"/> Height and Depth Adjustable Ftplate Brkt.	\$100	<input type="checkbox"/> Custom Footplate	\$300	<input type="checkbox"/> Heel Straps (each)	\$ 25	<input type="checkbox"/> Amputee Support (each)	\$220	<input type="checkbox"/> Center Col. Foot Plate (manual)	\$1000	<input type="checkbox"/> Center Col. Foot Plate (power)	\$1930	<input type="checkbox"/> Center Col Individ. Ftplates (manual)	\$1000	<input type="checkbox"/> Center Col Individ. Ftplates (power)	\$2110	ANTI-TIP OPTIONS		<input type="checkbox"/> Center-mount	\$500	<input type="checkbox"/> Stanza™ (Power) Side mount	\$700	<input type="checkbox"/> Stanza™ (Power) Center-mount	\$700	<input type="checkbox"/> 1" Offset Side mount (Pair)	\$ 80	<input type="checkbox"/> 3" Offset Side mount (Pair)	\$130	BATTERIES		<input type="checkbox"/> Group 22-55 AMP (2 required)	\$270 ea.	<table style="width: 100%;"> <tr> <td colspan="2">SEATING CHOICES (Check one)</td> </tr> <tr> <td><input type="checkbox"/> Com-For-Back Seat 18" w x 18" d</td> <td style="text-align: right;">NC</td> </tr> <tr> <td><input type="checkbox"/> 21" w x 21" d Com-For-Back Seat¹</td> <td style="text-align: right;">NC</td> </tr> <tr> <td><input type="checkbox"/> 24" w x 21" d Com-For-Back Seat^{1,2}</td> <td style="text-align: right;">\$300</td> </tr> <tr> <td><input type="checkbox"/> Custom Com-For-Back Seat^{1,5}</td> <td style="text-align: right;">\$400</td> </tr> <tr> <td colspan="2"><input type="checkbox"/> Solid Wood Base for Com-For-Back Seat (Check one)</td> </tr> <tr> <td style="padding-left: 20px;"><input type="checkbox"/> 16" - 20" w - \$160</td> <td style="padding-left: 20px;"><input type="checkbox"/> 21" - 24" w - \$200</td> </tr> <tr> <td colspan="2"><input type="checkbox"/> Admiral Full Back (18" x 18")³ (Char vinyl stocked)</td> <td style="text-align: right;">NC</td> </tr> <tr> <td colspan="2"><input type="checkbox"/> Admiral FB Seat (21" x 21")¹ (Char vinyl stocked)</td> <td style="text-align: right;">Std.</td> </tr> <tr> <td colspan="2"><input type="checkbox"/> Admiral FB Seat (24" x 21")^{1,2,3} (Char vinyl stocked)</td> <td style="text-align: right;">\$600</td> </tr> <tr> <td colspan="2"><input type="checkbox"/> Admiral FB Custom Size (Max. 24" width)^{1,2,3,6}</td> <td style="text-align: right;">\$860</td> </tr> <tr> <td colspan="2" style="text-align: center;">Size _____</td> <td></td> </tr> <tr> <td colspan="2"><input type="checkbox"/> Admiral GPS Seat (18" x 18")³ (Char vinyl stocked)</td> <td style="text-align: right;">\$370</td> </tr> <tr> <td colspan="2"><input type="checkbox"/> Admiral GPS Seat (21" x 21")¹ (Char vinyl stocked)</td> <td style="text-align: right;">\$550</td> </tr> <tr> <td colspan="2"><input type="checkbox"/> Admiral GPS Seat (24" x 21")^{1,2,3} (Char vinyl stocked)</td> <td style="text-align: right;">\$600</td> </tr> <tr> <td colspan="2"><input type="checkbox"/> Admiral GPS Custom Size (Max. 24" width)^{1,2,3,5}</td> <td style="text-align: right;">\$860</td> </tr> <tr> <td colspan="2" style="text-align: center;">Size _____</td> <td></td> </tr> <tr> <td colspan="2"><input type="checkbox"/> Solid Wood Base for Admiral Seat</td> <td style="text-align: right;">\$200</td> </tr> <tr> <td colspan="2"><input type="checkbox"/> Minimizer Seating⁵</td> <td style="text-align: right;">\$100</td> </tr> <tr> <td colspan="2"><input type="checkbox"/> Maxum Seating⁵</td> <td style="text-align: right;">\$200</td> </tr> <tr> <td colspan="2"><input type="checkbox"/> Gluteal Shelf Seat⁵</td> <td style="text-align: right;">\$160</td> </tr> <tr> <td colspan="2" style="text-align: center;"><i>Call for Custom Seating Options (800) 255-0285</i></td> <td></td> </tr> <tr> <td colspan="2">FABRIC CHOICES (Check one)</td> <td></td> </tr> <tr> <td><input type="checkbox"/> Black Velvet <input type="checkbox"/> Gray Velvet <input type="checkbox"/> Charcoal Vinyl</td> <td></td> <td></td> </tr> <tr> <td colspan="2">ARMRESTS (Check one) see footnotes below</td> <td></td> </tr> <tr> <td colspan="2"><input type="checkbox"/> Adjustable/Removable Arms</td> <td style="text-align: right;">Std.</td> </tr> <tr> <td colspan="2"><input type="checkbox"/> Heavy-Duty Adjustable/Removable Arms</td> <td style="text-align: right;">\$150</td> </tr> <tr> <td colspan="2"><input type="checkbox"/> Longer Arm Pads - 14"</td> <td style="text-align: right;">\$ 15ea</td> </tr> <tr> <td colspan="2">SEATING ACCESSORIES</td> <td></td> </tr> <tr> <td><input type="checkbox"/> Power Seat (Sgl. Seat Post)⁴</td> <td style="text-align: right;">\$1070</td> </tr> <tr> <td><input type="checkbox"/> Adjustable Headrest (Specify Color _____)</td> <td style="text-align: right;">\$ 80</td> </tr> <tr> <td><input type="checkbox"/> Extra Long Pelvic Strap 74"</td> <td style="text-align: right;">\$ 60</td> </tr> <tr> <td><input type="checkbox"/> Rehab Headrest (6"x9")</td> <td style="text-align: right;">\$170</td> </tr> <tr> <td><input type="checkbox"/> Rehab Headrest Mount Assembly</td> <td style="text-align: right;">\$180</td> </tr> <tr> <td colspan="2">OTHER ACCESSORIES & OPTIONS</td> <td></td> </tr> <tr> <td><input type="checkbox"/> Basket - Folding</td> <td style="text-align: right;">81151</td> <td style="text-align: right;">\$50</td> </tr> <tr> <td><input type="checkbox"/> Cup Holder</td> <td style="text-align: right;">81163</td> <td style="text-align: right;">\$30</td> </tr> <tr> <td><input type="checkbox"/> Flag</td> <td style="text-align: right;">16640</td> <td style="text-align: right;">\$50</td> </tr> <tr> <td><input type="checkbox"/> Front Bag</td> <td style="text-align: right;">81166</td> <td style="text-align: right;">\$68</td> </tr> <tr> <td><input type="checkbox"/> O² Holder</td> <td style="text-align: right;">82514</td> <td style="text-align: right;">\$150</td> </tr> <tr> <td><input type="checkbox"/> Saddle Bag</td> <td style="text-align: right;">81165</td> <td style="text-align: right;">\$ 40</td> </tr> <tr> <td><input type="checkbox"/> Cane Holder</td> <td style="text-align: right;">81200</td> <td style="text-align: right;">\$ 16</td> </tr> <tr> <td><input type="checkbox"/> Tie Down Anchor Points</td> <td></td> <td style="text-align: right;">\$170</td> </tr> <tr> <td><input type="checkbox"/> Walker/Crutch Holder</td> <td style="text-align: right;">82516</td> <td style="text-align: right;">\$170</td> </tr> <tr> <td><input type="checkbox"/> Weather Cover (reg.)</td> <td style="text-align: right;">14662</td> <td style="text-align: right;">\$200</td> </tr> </table>	SEATING CHOICES (Check one)		<input type="checkbox"/> Com-For-Back Seat 18" w x 18" d	NC	<input type="checkbox"/> 21" w x 21" d Com-For-Back Seat ¹	NC	<input type="checkbox"/> 24" w x 21" d Com-For-Back Seat ^{1,2}	\$300	<input type="checkbox"/> Custom Com-For-Back Seat ^{1,5}	\$400	<input type="checkbox"/> Solid Wood Base for Com-For-Back Seat (Check one)		<input type="checkbox"/> 16" - 20" w - \$160	<input type="checkbox"/> 21" - 24" w - \$200	<input type="checkbox"/> Admiral Full Back (18" x 18") ³ (Char vinyl stocked)		NC	<input type="checkbox"/> Admiral FB Seat (21" x 21") ¹ (Char vinyl stocked)		Std.	<input type="checkbox"/> Admiral FB Seat (24" x 21") ^{1,2,3} (Char vinyl stocked)		\$600	<input type="checkbox"/> Admiral FB Custom Size (Max. 24" width) ^{1,2,3,6}		\$860	Size _____			<input type="checkbox"/> Admiral GPS Seat (18" x 18") ³ (Char vinyl stocked)		\$370	<input type="checkbox"/> Admiral GPS Seat (21" x 21") ¹ (Char vinyl stocked)		\$550	<input type="checkbox"/> Admiral GPS Seat (24" x 21") ^{1,2,3} (Char vinyl stocked)		\$600	<input type="checkbox"/> Admiral GPS Custom Size (Max. 24" width) ^{1,2,3,5}		\$860	Size _____			<input type="checkbox"/> Solid Wood Base for Admiral Seat		\$200	<input type="checkbox"/> Minimizer Seating ⁵		\$100	<input type="checkbox"/> Maxum Seating ⁵		\$200	<input type="checkbox"/> Gluteal Shelf Seat ⁵		\$160	<i>Call for Custom Seating Options (800) 255-0285</i>			FABRIC CHOICES (Check one)			<input type="checkbox"/> Black Velvet <input type="checkbox"/> Gray Velvet <input type="checkbox"/> Charcoal Vinyl			ARMRESTS (Check one) see footnotes below			<input type="checkbox"/> Adjustable/Removable Arms		Std.	<input type="checkbox"/> Heavy-Duty Adjustable/Removable Arms		\$150	<input type="checkbox"/> Longer Arm Pads - 14"		\$ 15ea	SEATING ACCESSORIES			<input type="checkbox"/> Power Seat (Sgl. Seat Post) ⁴	\$1070	<input type="checkbox"/> Adjustable Headrest (Specify Color _____)	\$ 80	<input type="checkbox"/> Extra Long Pelvic Strap 74"	\$ 60	<input type="checkbox"/> Rehab Headrest (6"x9")	\$170	<input type="checkbox"/> Rehab Headrest Mount Assembly	\$180	OTHER ACCESSORIES & OPTIONS			<input type="checkbox"/> Basket - Folding	81151	\$50	<input type="checkbox"/> Cup Holder	81163	\$30	<input type="checkbox"/> Flag	16640	\$50	<input type="checkbox"/> Front Bag	81166	\$68	<input type="checkbox"/> O ² Holder	82514	\$150	<input type="checkbox"/> Saddle Bag	81165	\$ 40	<input type="checkbox"/> Cane Holder	81200	\$ 16	<input type="checkbox"/> Tie Down Anchor Points		\$170	<input type="checkbox"/> Walker/Crutch Holder	82516	\$170	<input type="checkbox"/> Weather Cover (reg.)	14662	\$200
Model 82491	MSRP Price																																																																																																																																																																																																	
<input type="checkbox"/> Scout RF-P4 CC Midi-Drive PWC 450 lb. weight capacity, 9° MIR, Programmable. K0825,K0838,K0831	\$6,800																																																																																																																																																																																																	
<input type="checkbox"/> Scout RF-P4 SS Midi-Drive PWC 450 lb. weight capacity, 9° MIR, Programmable. K0824,K0837	\$6,800																																																																																																																																																																																																	
COLOR - MIRROR GLAZE™ (Check one)																																																																																																																																																																																																		
<input type="checkbox"/> Blue <input type="checkbox"/> Red <input type="checkbox"/> Black																																																																																																																																																																																																		
CONTROLLER																																																																																																																																																																																																		
<input type="checkbox"/> Right Hand Std. <input type="checkbox"/> Left Hand NC																																																																																																																																																																																																		
<input type="checkbox"/> Attendant \$600 <input type="checkbox"/> Retractable \$200																																																																																																																																																																																																		
<input type="checkbox"/> Rear Mounted \$100 <input type="checkbox"/> Power Access. Control \$300																																																																																																																																																																																																		
TIRES (Check one)																																																																																																																																																																																																		
Pneumatic Std. <input type="checkbox"/> Flat Free \$160																																																																																																																																																																																																		
LEG RIGGINGS																																																																																																																																																																																																		
<input type="checkbox"/> Bracket for mounting ELR/SWF (required) (L & R)	\$100ea																																																																																																																																																																																																	
<input type="checkbox"/> Elevating Leg Rests (L & R)	\$210ea.																																																																																																																																																																																																	
<input type="checkbox"/> HD Elevating Leg Rests (L & R) (powered)	\$900ea																																																																																																																																																																																																	
<input type="checkbox"/> HD Elevating Leg Rests (L & R) (manual)	\$550ea																																																																																																																																																																																																	
<input type="checkbox"/> Swing Away/Detachable Foot Rests (L & R)	\$150ea																																																																																																																																																																																																	
<input type="checkbox"/> Foot Plate (when ordered with ELR/SWF)	\$200																																																																																																																																																																																																	
<input type="checkbox"/> Height Adjustable Foot Plate	\$ 50																																																																																																																																																																																																	
<input type="checkbox"/> Height and Depth Adjustable Ftplate Brkt.	\$100																																																																																																																																																																																																	
<input type="checkbox"/> Custom Footplate	\$300																																																																																																																																																																																																	
<input type="checkbox"/> Heel Straps (each)	\$ 25																																																																																																																																																																																																	
<input type="checkbox"/> Amputee Support (each)	\$220																																																																																																																																																																																																	
<input type="checkbox"/> Center Col. Foot Plate (manual)	\$1000																																																																																																																																																																																																	
<input type="checkbox"/> Center Col. Foot Plate (power)	\$1930																																																																																																																																																																																																	
<input type="checkbox"/> Center Col Individ. Ftplates (manual)	\$1000																																																																																																																																																																																																	
<input type="checkbox"/> Center Col Individ. Ftplates (power)	\$2110																																																																																																																																																																																																	
ANTI-TIP OPTIONS																																																																																																																																																																																																		
<input type="checkbox"/> Center-mount	\$500																																																																																																																																																																																																	
<input type="checkbox"/> Stanza™ (Power) Side mount	\$700																																																																																																																																																																																																	
<input type="checkbox"/> Stanza™ (Power) Center-mount	\$700																																																																																																																																																																																																	
<input type="checkbox"/> 1" Offset Side mount (Pair)	\$ 80																																																																																																																																																																																																	
<input type="checkbox"/> 3" Offset Side mount (Pair)	\$130																																																																																																																																																																																																	
BATTERIES																																																																																																																																																																																																		
<input type="checkbox"/> Group 22-55 AMP (2 required)	\$270 ea.																																																																																																																																																																																																	
SEATING CHOICES (Check one)																																																																																																																																																																																																		
<input type="checkbox"/> Com-For-Back Seat 18" w x 18" d	NC																																																																																																																																																																																																	
<input type="checkbox"/> 21" w x 21" d Com-For-Back Seat ¹	NC																																																																																																																																																																																																	
<input type="checkbox"/> 24" w x 21" d Com-For-Back Seat ^{1,2}	\$300																																																																																																																																																																																																	
<input type="checkbox"/> Custom Com-For-Back Seat ^{1,5}	\$400																																																																																																																																																																																																	
<input type="checkbox"/> Solid Wood Base for Com-For-Back Seat (Check one)																																																																																																																																																																																																		
<input type="checkbox"/> 16" - 20" w - \$160	<input type="checkbox"/> 21" - 24" w - \$200																																																																																																																																																																																																	
<input type="checkbox"/> Admiral Full Back (18" x 18") ³ (Char vinyl stocked)		NC																																																																																																																																																																																																
<input type="checkbox"/> Admiral FB Seat (21" x 21") ¹ (Char vinyl stocked)		Std.																																																																																																																																																																																																
<input type="checkbox"/> Admiral FB Seat (24" x 21") ^{1,2,3} (Char vinyl stocked)		\$600																																																																																																																																																																																																
<input type="checkbox"/> Admiral FB Custom Size (Max. 24" width) ^{1,2,3,6}		\$860																																																																																																																																																																																																
Size _____																																																																																																																																																																																																		
<input type="checkbox"/> Admiral GPS Seat (18" x 18") ³ (Char vinyl stocked)		\$370																																																																																																																																																																																																
<input type="checkbox"/> Admiral GPS Seat (21" x 21") ¹ (Char vinyl stocked)		\$550																																																																																																																																																																																																
<input type="checkbox"/> Admiral GPS Seat (24" x 21") ^{1,2,3} (Char vinyl stocked)		\$600																																																																																																																																																																																																
<input type="checkbox"/> Admiral GPS Custom Size (Max. 24" width) ^{1,2,3,5}		\$860																																																																																																																																																																																																
Size _____																																																																																																																																																																																																		
<input type="checkbox"/> Solid Wood Base for Admiral Seat		\$200																																																																																																																																																																																																
<input type="checkbox"/> Minimizer Seating ⁵		\$100																																																																																																																																																																																																
<input type="checkbox"/> Maxum Seating ⁵		\$200																																																																																																																																																																																																
<input type="checkbox"/> Gluteal Shelf Seat ⁵		\$160																																																																																																																																																																																																
<i>Call for Custom Seating Options (800) 255-0285</i>																																																																																																																																																																																																		
FABRIC CHOICES (Check one)																																																																																																																																																																																																		
<input type="checkbox"/> Black Velvet <input type="checkbox"/> Gray Velvet <input type="checkbox"/> Charcoal Vinyl																																																																																																																																																																																																		
ARMRESTS (Check one) see footnotes below																																																																																																																																																																																																		
<input type="checkbox"/> Adjustable/Removable Arms		Std.																																																																																																																																																																																																
<input type="checkbox"/> Heavy-Duty Adjustable/Removable Arms		\$150																																																																																																																																																																																																
<input type="checkbox"/> Longer Arm Pads - 14"		\$ 15ea																																																																																																																																																																																																
SEATING ACCESSORIES																																																																																																																																																																																																		
<input type="checkbox"/> Power Seat (Sgl. Seat Post) ⁴	\$1070																																																																																																																																																																																																	
<input type="checkbox"/> Adjustable Headrest (Specify Color _____)	\$ 80																																																																																																																																																																																																	
<input type="checkbox"/> Extra Long Pelvic Strap 74"	\$ 60																																																																																																																																																																																																	
<input type="checkbox"/> Rehab Headrest (6"x9")	\$170																																																																																																																																																																																																	
<input type="checkbox"/> Rehab Headrest Mount Assembly	\$180																																																																																																																																																																																																	
OTHER ACCESSORIES & OPTIONS																																																																																																																																																																																																		
<input type="checkbox"/> Basket - Folding	81151	\$50																																																																																																																																																																																																
<input type="checkbox"/> Cup Holder	81163	\$30																																																																																																																																																																																																
<input type="checkbox"/> Flag	16640	\$50																																																																																																																																																																																																
<input type="checkbox"/> Front Bag	81166	\$68																																																																																																																																																																																																
<input type="checkbox"/> O ² Holder	82514	\$150																																																																																																																																																																																																
<input type="checkbox"/> Saddle Bag	81165	\$ 40																																																																																																																																																																																																
<input type="checkbox"/> Cane Holder	81200	\$ 16																																																																																																																																																																																																
<input type="checkbox"/> Tie Down Anchor Points		\$170																																																																																																																																																																																																
<input type="checkbox"/> Walker/Crutch Holder	82516	\$170																																																																																																																																																																																																
<input type="checkbox"/> Weather Cover (reg.)	14662	\$200																																																																																																																																																																																																

PACESAVER POWER CHAIR FOOTNOTES:

- 1 - Heavy-Duty Adjustable/Removable arms standard
- 2 - Long Pelvic Strap included

3 - Rear mounted accessories are not available with type seat.

4 - Lift of 5" - 6".

5 - Custom order form must be filled out- Extra Lead Time.



Scout Boss 4.5

4-Seat Posts - No Suspension Group 2

Fax this MSRP Order Form
Toll Free to **1-800-862-8782**

Call For Custom Order
Phone: 1-800-255-0285

Fax: 913-722-2614 www.pacesaver.com

Leisure-Lift, Inc.
Effective May 2018

Dealer Account Information

Please fill out all information completely

Account No.: _____ PO#: _____ Dealer: _____ Address: _____ City, State, Zip: _____ Phone: _____ Fax: _____ Contact: _____ Date: _____	Ship to: _____ Address: _____ City/ST/Zip: _____ Phone: _____ Notes: _____ E-Mail Address: _____
--	---

Model 82348	MSRP Price
<input type="checkbox"/> Scout BOSS 4.5 CC Midi-Drive PWC 450 lb. weight capacity, 7° MIR, Programmable. K0825, K0838	\$7,409
<input type="checkbox"/> Scout BOSS 4.5 SS Midi-Drive PWC 450 lb. weight capacity, 7° MIR, Programmable. K0824, K0843	\$7,409
COLOR - MIRROR GLAZE™ (Check one)	
<input type="checkbox"/> Blue <input type="checkbox"/> Red <input type="checkbox"/> Black	
CONTROLLER	
<input type="checkbox"/> Right Hand Std. <input type="checkbox"/> Left Hand NC <input type="checkbox"/> Attendant \$600 <input type="checkbox"/> Retractable \$200 <input type="checkbox"/> Rear Mounted \$100 <input type="checkbox"/> Power Access. Control \$300	
TIRES (Check one)	
<input type="checkbox"/> Pneumatic Std. <input type="checkbox"/> Flat Free \$160	
LEG RIGGINGS	
<input type="checkbox"/> Bracket for mounting ELR/SWF (required) (L & R) \$100ea <input type="checkbox"/> Elevating Leg Rests (L & R) \$210ea. <input type="checkbox"/> HD Elevating Leg Rests (L & R) (powered) \$900ea <input type="checkbox"/> HD Elevating Leg Rests (L & R) (manual) \$550ea <input type="checkbox"/> Swing Away/Detachable Foot Rests (L & R) \$150ea <input type="checkbox"/> Foot Plate (when ordered with ELR/SWF) \$200 <input type="checkbox"/> Height Adjustable Foot Plate \$ 50 <input type="checkbox"/> Height and Depth Adjustable Ftplate Brkt. \$100 <input type="checkbox"/> Custom Footplate \$300 <input type="checkbox"/> Heel Straps (each) \$ 25 <input type="checkbox"/> Amputee Support (each) \$220 <input type="checkbox"/> Center Col. Foot Plate (manual) \$1000 <input type="checkbox"/> Center Col. Foot Plate (power) \$1930 <input type="checkbox"/> Center Col Individ. Ftplates (manual) \$1000 <input type="checkbox"/> Center Col Individ. Ftplates (power) \$2110	
ANTI-TIP OPTIONS	
<input type="checkbox"/> Center-mount \$500 <input type="checkbox"/> Stanza™ (Power) Side or Center mount \$700 <input type="checkbox"/> 1" Offset - Side mount(Pair) \$ 80 <input type="checkbox"/> 3" Offset - Side mount(Pair) \$ 80	
BATTERIES	
<input type="checkbox"/> Group 24 - 75 amp (2 required) \$340 ea.	

SEATING CHOICES (Check one)	
<input type="checkbox"/> Admiral Full Back (21" x 21") ^{1,3} (Char vinyl stocked)	Std.
<input type="checkbox"/> Admiral FB Seat (24" x 21") ^{1,2,3} (Char vinyl stocked)	\$600
<input type="checkbox"/> Admiral FB Custom Size (Max. 28" width) ^{1,2,3,5}	\$860
Size _____	
<input type="checkbox"/> Admiral GPS Seat (21" x 21") ^{1,3} (Char vinyl stocked)	Std.
<input type="checkbox"/> Admiral GPS Seat (24" x 21") ^{1,2,3} (Char vinyl stocked)	\$600
<input type="checkbox"/> Admiral GPS Custom Size (Max. 28" width) ^{1,2,3,5}	\$860
Size _____	
<input type="checkbox"/> Solid Wood Base for Admiral Seat	\$250
<input type="checkbox"/> Com-For-Back Seat (21" x 21") ¹	NC
<input type="checkbox"/> 24" w x 21" d Com-For-Back Seat ^{1,2}	\$300
<input type="checkbox"/> Custom Com-For-Back Seat ^{1,5}	\$400
<input type="checkbox"/> Solid Wood Base for Com-For-Back Seat (Check one)	
<input type="checkbox"/> 21" - 24" w - \$200	<input type="checkbox"/> 25"-28" w - \$250
<input type="checkbox"/> Minimizer Seating ⁵	\$100
<input type="checkbox"/> Maxum Seating ⁵	\$200
<input type="checkbox"/> Gluteal Shelf Seat ⁵	\$160
<i>Call for Custom Seating Options (800) 255-0285</i>	
FABRIC CHOICES (Check one)	
<input type="checkbox"/> Black Velvet <input type="checkbox"/> Gray Velvet <input type="checkbox"/> Charcoal Vinyl	
ARMRESTS (Check one) see footnotes below	
<input type="checkbox"/> Heavy-Duty Adjustable/Removable Arms	\$150
<input type="checkbox"/> Longer Arm Pads - 14"	\$ 15ea
SEATING ACCESSORIES	
<input type="checkbox"/> Power Seat (Sgl. Seat Post) ⁴	\$1350
<input type="checkbox"/> Adjustable Headrest (Specify Color _____)	\$ 80
<input type="checkbox"/> Extra Long Pelvic Strap 74"	\$ 60
<input type="checkbox"/> Rehab Headrest (6"x9")	\$170
<input type="checkbox"/> Rehab Headrest Mount Assembly	\$180
OTHER ACCESSORIES & OPTIONS	
<input type="checkbox"/> Basket - Folding	81151 \$50
<input type="checkbox"/> Cup Holder	81163 \$30
<input type="checkbox"/> Flag	16640 \$50
<input type="checkbox"/> Front Bag	81166 \$68
<input type="checkbox"/> O ² Holder	82514 \$150
<input type="checkbox"/> Saddle Bag	81165 \$ 40
<input type="checkbox"/> Cane Holder	81200 \$ 16
<input type="checkbox"/> Tie Down Anchor Points	\$170
<input type="checkbox"/> Walker/Crutch Holder	82516 \$170
<input type="checkbox"/> Weather Cover	14662(reg.) \$200

PACESAVER POWER CHAIR FOOTNOTES:

- 1 - Heavy-Duty Adjustable/Removable arms standard
- 2 - Long Pelvic Strap included

- 3 - Rear mounted accessories are not available with type seat.
- 4 - Lift of 5" - 6".
- 5 - Custom order form must be filled out- Extra Lead Time.



Scout Boss 6NS

4-Point Seat Posts-No Suspension

Group 2

Fax this MSRP Order Form
Toll Free to **1-800-862-8782**

Call For Custom Order
Phone: 1-800-255-0285

Fax: 913-722-2614 www.pacesaver.com

Leisure-Lift, Inc.
Effective May 2018

Dealer Account Information

Please fill out all information completely

Account No.: _____ PO#: _____ Dealer: _____ Address: _____ City, State, Zip: _____ Phone: _____ Fax: _____ Contact: _____ Date: _____	Ship to: _____ Address: _____ City/ST/Zip: _____ Phone: _____ Notes: _____ E-Mail Address: _____
--	---

Model 82250	MSRP Price
<input type="checkbox"/> Scout Boss 6 NS/CC PWC	\$7,660
600 lb. weight capacity, Midi Drive, 7° MIR, Programmable. 1 piece frame without suspension. K0827	
<input type="checkbox"/> Scout Boss 6 NS/SS PWC	\$7,660
600 lb. weight capacity, Midi Drive, 7° MIR, Programmable. 1 piece frame without suspension. K0826, K0839, K0840	
COLOR - MIRROR GLAZE™ (Check one)	
<input type="checkbox"/> Blue <input type="checkbox"/> Red <input type="checkbox"/> Black	
CONTROLLER	
<input type="checkbox"/> Right Hand	Std.
<input type="checkbox"/> Retractable	\$200
<input type="checkbox"/> Power Access.	\$300
<input type="checkbox"/> Left Hand	NC
<input type="checkbox"/> Attendant	\$600
<input type="checkbox"/> Rear Mounted	\$100
TIRES (Check one)	
<input type="checkbox"/> Pneumatic	NC
<input type="checkbox"/> Flat Free	Std.
LEG RIGGINGS	
<input type="checkbox"/> Bracket for mounting ELR/SWF (required) (L & R)	\$100ea
<input type="checkbox"/> Elevating Leg Rests (L & R)	\$210ea
<input type="checkbox"/> HD Elevating Leg Rests (L & R) (powered)	\$900ea
<input type="checkbox"/> HD Elevating Leg Rests (L & R) (manual)	\$550ea
<input type="checkbox"/> Swing Away/Detachable Foot Rests (L & R)	\$150ea
<input type="checkbox"/> Foot Plate (when ordered with ELR/SWF)	\$200
<input type="checkbox"/> 1-Piece Leg Pad (manual)	\$700
<input type="checkbox"/> 1-Piece Leg Pad (power)	\$2500
<input type="checkbox"/> Height & Depth Adjustable Foot Plate Bracket	\$100
<input type="checkbox"/> Custom Footplate	\$300
<input type="checkbox"/> Heel Straps (each)	\$ 25
<input type="checkbox"/> Amputee Support (each)	\$220
<input type="checkbox"/> Center Col. Foot Plate (manual)	\$1000
<input type="checkbox"/> Center Col. Foot Plate (power)	\$1930
<input type="checkbox"/> Center Col Individ. Ftplates (manual)	\$1000
<input type="checkbox"/> Center Col Individ. Ftplates (power)	\$2110
ANTI-TIP OPTIONS	
<input type="checkbox"/> Center-mount	\$500
<input type="checkbox"/> Stanza™ (Power) Side or Center mount	\$700
<input type="checkbox"/> 1" Offset - Side mount(Pair)	\$ 80
<input type="checkbox"/> 3" Offset - Side mount(Pair)	\$130
BATTERIES	
<input type="checkbox"/> Group 24 - 75 amp (2 required)	\$340 ea.

SEATING CHOICES (Check one)	
<input type="checkbox"/> Com-For-Back Seat (24" x 21") ¹	Std.
<input type="checkbox"/> 26", 28", 30"w x 21"d Com-For-Back Seat ^{1,2}	\$350
<input type="checkbox"/> Custom Com-For-Back Seat ^{1,5}	\$400
<input type="checkbox"/> Solid Wood Base for Com-For-Back Seat	
Size _____	24"w-28"w - \$250
<input type="checkbox"/> Admiral Full Back 24" x 21" ^{1,2,3} (Char vinyl stocked)	\$600
<input type="checkbox"/> Admiral FB Custom Size (Max. 28" width) ^{1,2,3,5}	\$860
Size _____	
<input type="checkbox"/> Admiral GPS Seat (24" x 21") ^{1,2,3} (Char vinyl stocked)	\$600
<input type="checkbox"/> Admiral GPS Custom Size (Max. 28" width) ^{1,2,3,5}	\$860
Size _____	
<input type="checkbox"/> Solid Wood Base for Admiral Seat	\$250
<input type="checkbox"/> Minimizer Seating ⁵	\$100
<input type="checkbox"/> Maxum Seating	Std.
<input type="checkbox"/> Gluteal Shelf Seat ⁵	\$160
<i>Call for Custom Seating Options (800) 255-0285</i>	
FABRIC CHOICES (Check one)	
<input type="checkbox"/> Black Velvet <input type="checkbox"/> Gray Velvet <input type="checkbox"/> Charcoal Vinyl	
ARMRESTS (Check one) see footnotes below	
<input type="checkbox"/> Longer Arm Pads - 14"	Std.
<input type="checkbox"/> 11" Arm Pads	NC
SEATING ACCESSORIES	
<input type="checkbox"/> Adjustable Headrest (Specify Color _____)	\$ 80
<input type="checkbox"/> Extra Long Pelvic Strap 74"	\$ 60
<input type="checkbox"/> Rehab Headrest (6"x9")	\$170
<input type="checkbox"/> Rehab XLg Headrest (10"x7")	\$190
<input type="checkbox"/> Rehab Headrest Mount Assembly	\$180
OTHER ACCESSORIES & OPTIONS	
<input type="checkbox"/> Basket - Folding	81151 \$ 50
<input type="checkbox"/> Cup Holder	81163 \$ 30
<input type="checkbox"/> Flag	16640 \$ 50
<input type="checkbox"/> Front Bag	81166 \$ 68
<input type="checkbox"/> Dual Accessories Mount	17172 \$ 60
<input type="checkbox"/> Oxygen Cylinder Holder	81776 \$150
<input type="checkbox"/> Saddle Bag	81165 \$ 40
<input type="checkbox"/> Tie Down Anchor Points	\$170
<input type="checkbox"/> Walking Cane Holder	81200 \$ 16
<input type="checkbox"/> Walker/Crutch Holder	81789 \$170
<input type="checkbox"/> Weather Cover XLg	14661 \$250
PACESAVER POWER CHAIR FOOTNOTES:	
1 - Heavy-Duty Adjustable/Removable arms standard	
2 - Longer Pelvic Strap included	
3 - Rear mounted accessories are not available with type seat.	
5 - Custom order form must be filled out- Extra Lead Time.	



Call For Custom Order

Scout 4Post 4-Posts w/ Suspension Group 3

Fax: 913-722-2614 www.pacesaver.com

Fax this MSRP Order Form
to 1-800-862-8782
Leisure-Lift, Inc.

Page 1 of 1

Effective May 2018

Dealer Account Information

Please fill out all information completely

Account No.: _____ PO#: _____ Dealer: _____ Address: _____ City, State, Zip: _____ Phone: _____ Fax: _____ Contact: _____ Date: _____	Ship to: _____ Address: _____ City/ST/Zip: _____ Phone: _____ Notes: _____ E-Mail Address: _____
--	---

Model 83181	MSRP Price
<input type="checkbox"/> Scout 4-Post CC Midi-Drive PWC	\$5,600
300 lb. weight capacity, 9° MIR, Programmable, Independent /adjustable suspension. (18" CFB std.) K0849, K0857	
<input type="checkbox"/> Scout 4-Post SS Midi-Drive PWC	\$5,600
300 lb. weight capacity, 9° MIR, Programmable, Independent /adjustable suspension. (18" CFB std.) K0848, K0856	
COLOR - MIRROR GLAZE™ (Check one)	
<input type="checkbox"/> Blue <input type="checkbox"/> Red <input type="checkbox"/> Black	
CONTROLLER	
<input type="checkbox"/> Right Hand	Std. <input type="checkbox"/> Left Hand NC
<input type="checkbox"/> Retractable	\$200 <input type="checkbox"/> Attendant \$600
<input type="checkbox"/> Power Access.	\$300 <input type="checkbox"/> Rear Mounted \$100
TIRES (Check one)	
<input type="checkbox"/> Pneumatic	Std. <input type="checkbox"/> Flat Free \$160
LEG RIGGINGS	
<input type="checkbox"/> Bracket for mounting ELR/SWF (required) (L & R)	\$100ea
<input type="checkbox"/> Elevating Leg Rests (L & R)	\$210ea
<input type="checkbox"/> HD Elevating Leg Rests (L & R) (powered)	\$900ea
<input type="checkbox"/> HD Elevating Leg Rests (L & R) (manual)	\$550ea
<input type="checkbox"/> Swing Away/Detachable Foot Rests (L & R)	\$150ea
<input type="checkbox"/> Foot Plate (when ordered with ELR/SWF)	\$200
<input type="checkbox"/> 1-Piece Leg Pad (manual)	\$700
<input type="checkbox"/> 1-Piece Leg Pad (power)	\$2500
<input type="checkbox"/> Height Adjustable Foot Plate	\$ 50
<input type="checkbox"/> Height and Depth Adjustable Ftplate Brkt.	\$100
<input type="checkbox"/> Custom Footplate	\$300
<input type="checkbox"/> Heel Straps (each)	\$ 25
<input type="checkbox"/> Amputee Support (each)	\$220
<input type="checkbox"/> Center Col. Foot Plate (manual)	\$1000
<input type="checkbox"/> Center Col. Foot Plate (power)	\$1930
<input type="checkbox"/> Center Col Individ. Ftplates (manual)	\$1000
<input type="checkbox"/> Center Col Individ. Ftplates (power)	\$2110
ANTI-TIP OPTIONS	
<input type="checkbox"/> Center-mount	\$500
<input type="checkbox"/> Stanza™ (Power) Side or Center mount	\$700
<input type="checkbox"/> 1" Offset - Side mount(Pair)	\$ 80
<input type="checkbox"/> 3" Offset - Side mount(Pair)	\$130
BATTERIES	
<input type="checkbox"/> Group 22 - 55 AMP (2 required)	\$270 ea.

SEATING CHOICES (Check one)	
<input type="checkbox"/> Com-For-Back Seat 18" w x 18" d ¹	Std.
<input type="checkbox"/> 21" w x 21" d Com-For-Back Seat ¹	\$200
<input type="checkbox"/> 24" w x 21" d Com-For-Back Seat ^{1,2}	\$300
<input type="checkbox"/> Custom Com-For-Back Seat ^{1,5}	\$400
<input type="checkbox"/> Solid Wood Base for Com-For-Back Seat (Check one)	
<input type="checkbox"/> 16" - 20" w - \$160	<input type="checkbox"/> 21" - 24" w - \$200
<input type="checkbox"/> Admiral Full Back (18" x 18") ^{1,3} (Char vinyl stocked)	
<input type="checkbox"/> Admiral FB Seat (21" x 21") ¹ (Char vinyl stocked)	\$550
<input type="checkbox"/> Admiral FB Seat (24" x 21") ^{1,2,3} (Char vinyl stocked)	\$600
<input type="checkbox"/> Admiral FB Custom Size (Max. 24" width) ^{1,2,3,6}	\$860
Size _____	
<input type="checkbox"/> Admiral GPS Seat (18" x 18") ^{1,3} (Char vinyl stocked)	
<input type="checkbox"/> Admiral GPS Seat (21" x 21") ¹ (Char vinyl stocked)	\$550
<input type="checkbox"/> Admiral GPS Seat (24" x 21") ^{1,2,3} (Char vinyl stocked)	\$600
<input type="checkbox"/> Admiral GPS Custom Size (Max. 24" width) ^{1,2,3,5}	\$860
Size _____	
<input type="checkbox"/> Solid Wood Base for Admiral Seat	
<input type="checkbox"/> Minimzer Seating ⁵	\$100
<input type="checkbox"/> Maxum Seating ⁵	\$200
<input type="checkbox"/> Gluteal Shelf Seat ⁵	\$160
<i>Call for Custom Seating Options (800) 255-0285</i>	
FABRIC CHOICES (Check one)	
<input type="checkbox"/> Black Velvet <input type="checkbox"/> Gray Velvet <input type="checkbox"/> Charcoal Vinyl	
ARMRESTS (Check one) see footnotes below	
<input type="checkbox"/> Adjustable/Removable Arms	Std.
<input type="checkbox"/> Heavy-Duty Adjustable/Removable Arms	NC
<input type="checkbox"/> Longer Arm Pads - 14"	\$ 15ea.
SEATING ACCESSORIES	
<input type="checkbox"/> Power Seat (Sgl. Seat Post) ⁴	\$1070
<input type="checkbox"/> Adjustable Headrest (Specify Color _____)	\$ 80
<input type="checkbox"/> Extra Long Pelvic Strap 74"	\$ 60
<input type="checkbox"/> Rehab Headrest (6"x9")	\$170
<input type="checkbox"/> Rehab Headrest Mount Assembly	\$180
OTHER ACCESSORIES & OPTIONS	
<input type="checkbox"/> Basket - Folding	81151 \$50
<input type="checkbox"/> Cup Holder	81163 \$30
<input type="checkbox"/> Flag	16640 \$50
<input type="checkbox"/> Front Bag	81166 \$68
<input type="checkbox"/> O ² Holder	82514 \$150
<input type="checkbox"/> Saddle Bag	81165 \$ 40
<input type="checkbox"/> Cane Holder	81200 \$ 16
<input type="checkbox"/> Tie Down Anchor Points	\$170
<input type="checkbox"/> Walker/Crutch Holder	82516 \$170
<input type="checkbox"/> Weather Cover XLG	14661 \$250

PACESAVER POWER CHAIR FOOTNOTES:
 1 - Heavy-Duty Adjustable/Removable arms standard
 2 - Long Pelvic Strap included
 3 - Rear mounted accessories are not available with type seat.
 4 - Lift of 5" - 6".
 5 - Custom order form must be filled out- Extra Lead Time.



Call For Custom Order

Scout RFP4 4-Posts w/ Suspension Group 3

Fax: 913-722-2614 www.pacesaver.com

Fax this MSRP Order Form
to 1-800-862-8782
Leisure-Lift, Inc.

Page 1 of 1

Effective May 2018

Dealer Account Information

Please fill out all information completely

Account No.: _____ PO#: _____ Dealer: _____ Address: _____ City, State, Zip: _____ Phone: _____ Fax: _____ Contact: _____ Date: _____	Ship to: _____ Address: _____ City/ST/Zip: _____ Phone: _____ Notes: _____ E-Mail Address: _____
--	---

Model 83173	MSRP Price
<input type="checkbox"/> Scout RFP4-Sus CC Midi-Drive PWC 450 lb. weight capacity, 9° MIR, Programmable, Independent /adjustable suspension. (21" Admir. std.)	\$7,000 K0859
<input type="checkbox"/> Scout RFP4-Sus SS Midi-Drive PWC 450 lb. weight capacity, 9° MIR, Programmable, Independent /adjustable suspension. (21" Admir. std.)	\$7,000 K0862

COLOR - MIRROR GLAZE™ (Check one)	
<input type="checkbox"/> Blue	<input type="checkbox"/> Red
<input type="checkbox"/> Black	

CONTROLLER			
<input type="checkbox"/> Right Hand	Std.	<input type="checkbox"/> Left Hand	NC
<input type="checkbox"/> Attendant	\$600	<input type="checkbox"/> Retractable	\$200
<input type="checkbox"/> Rear Mounted	\$100	<input type="checkbox"/> Power Access. Control	\$300

TIRES (Check one)			
<input type="checkbox"/> Pneumatic	Std.	<input type="checkbox"/> Flat Free	\$160

LEG RIGGINGS	
<input type="checkbox"/> Bracket for mounting ELR/SWF (required) (L & R)	\$100ea
<input type="checkbox"/> Elevating Leg Rests (L & R)	\$210ea
<input type="checkbox"/> HD Elevating Leg Rests (L & R) (powered)	\$900ea
<input type="checkbox"/> HD Elevating Leg Rests (L & R) (manual)	\$550ea
<input type="checkbox"/> Swing Away/Detachable Foot Rests (L & R)	\$150ea
<input type="checkbox"/> Foot Plate (when ordered with ELR/SWF)	\$200
<input type="checkbox"/> Height Adjustable Foot Plate	\$ 50
<input type="checkbox"/> Height and Depth Adjustable Ftplate Brkt.	\$100
<input type="checkbox"/> Custom Footplate	\$300
<input type="checkbox"/> Heel Straps (each)	\$ 25
<input type="checkbox"/> Amputee Support (each)	\$220
<input type="checkbox"/> Center Col. Foot Plate (manual)	\$1000
<input type="checkbox"/> Center Col. Foot Plate (power)	\$1930
<input type="checkbox"/> Center Col Individ. Ftplates (manual)	\$1000
<input type="checkbox"/> Center Col Individ. Ftplates (power)	\$2110

ANTI-TIP OPTIONS	
<input type="checkbox"/> Center-mount	\$500
<input type="checkbox"/> Stanza™ (Power) Side mount	\$700
<input type="checkbox"/> Stanza™ (Power) Center-mount	\$700
<input type="checkbox"/> 1" Offset Side mount (Pair)	\$ 80
<input type="checkbox"/> 3" Offset Side mount (Pair)	

BATTERIES	
<input type="checkbox"/> Group 22 - 55 AMP (2 required)	\$270 ea.

SEATING CHOICES (Check one)	
<input type="checkbox"/> Com-For-Back Seat 18" w x 18" d ¹	NC
<input type="checkbox"/> 21" w x 21" d Com-For-Back Seat ¹	Std.
<input type="checkbox"/> 24" w x 21" d Com-For-Back Seat ^{1,2}	\$300
<input type="checkbox"/> Custom Com-For-Back Seat ^{1,5}	\$400
<input type="checkbox"/> Solid Wood Base for Com-For-Back Seat (Check one)	
<input type="checkbox"/> 16" - 20" w - \$160 <input type="checkbox"/> 21" - 24" w - \$200	

<input type="checkbox"/> Admiral Full Back (18" x 18") ^{1,3} (Char vinyl stocked)	NC
<input type="checkbox"/> Admiral FB Seat (21" x 21") ¹ (Char vinyl stocked)	Std
<input type="checkbox"/> Admiral FB Seat (24" x 21") ^{1,2,3} (Char vinyl stocked)	\$600
<input type="checkbox"/> Admiral FB Custom Size (Max. 24" width) ^{1,2,3,6}	\$860
Size _____	

<input type="checkbox"/> Admiral GPS Seat (18" x 18") ^{1,3} (Char vinyl stocked)	NC
<input type="checkbox"/> Admiral GPS Seat (21" x 21") ¹ (Char vinyl stocked)	Std
<input type="checkbox"/> Admiral GPS Seat (24" x 21") ^{1,2,3} (Char vinyl stocked)	\$600
<input type="checkbox"/> Admiral GPS Custom Size (Max. 24" width) ^{1,2,3,5}	\$860
Size _____	
<input type="checkbox"/> Solid Wood Base for Admiral Seat	\$200

<input type="checkbox"/> Minimizer Seating⁵	\$100
<input type="checkbox"/> Maxum Seating⁵	\$200
<input type="checkbox"/> Gluteal Shelf Seat⁵	\$160
<i>Call for Custom Seating Options (800) 255-0285</i>	

FABRIC CHOICES (Check one)	
<input type="checkbox"/> Black Velvet	<input type="checkbox"/> Gray Velvet
<input type="checkbox"/> Charcoal Vinyl	

ARMRESTS (Check one) see footnotes below	
<input type="checkbox"/> Adjustable/Removable Arms	Std.
<input type="checkbox"/> Heavy-Duty Adjustable/Removable Arms	NC
<input type="checkbox"/> Longer Arm Pads - 14"	\$ 15ea.

SEATING ACCESSORIES	
<input type="checkbox"/> Power Seat (Sgl. Seat Post) ⁴	\$1070
<input type="checkbox"/> Adjustable Headrest (Specify Color _____)	\$ 80
<input type="checkbox"/> Extra Long Pelvic Strap 74"	\$ 60
<input type="checkbox"/> Rehab Headrest (6"x9")	\$170
<input type="checkbox"/> Rehab Headrest Mount Assembly	\$180

OTHER ACCESSORIES & OPTIONS		
<input type="checkbox"/> Basket - Folding	81151	\$50
<input type="checkbox"/> Cup Holder	81163	\$30
<input type="checkbox"/> Flag	16640	\$50
<input type="checkbox"/> Front Bag	81166	\$68
<input type="checkbox"/> O ² Holder	82514	\$150
<input type="checkbox"/> Saddle Bag	81165	\$ 40
<input type="checkbox"/> Cane Holder	81200	\$ 16
<input type="checkbox"/> Tie Down Anchor Points		\$170
<input type="checkbox"/> Walker/Crutch Holder	82516	\$170
<input type="checkbox"/> Weather Cover XLG	14661	\$250

PACESAVER POWER CHAIR FOOTNOTES:

- 1 - Heavy-Duty Adjustable/Removable arms standard
- 2 - Long Pelvic Strap included

- 3 - Rear mounted accessories are not available with type seat.
- 4 - Lift of 5" - 6".

- 5 - Custom order form must be filled out- Extra Lead Time.



Scout Boss 6

4-Point Seat Posts w/Suspension Group 3

Fax this MSRP Order Form
Toll Free to **1-800-862-8782**

Leisure-Lift, Inc.

Effective May 2018

Call For Custom Order

Phone: 1-800-255-0285

Fax: 913-722-2614

www.pacesaver.com

Dealer Account Information

Please fill out all information completely

Account No.: _____ PO#: _____ Dealer: _____ Address: _____ City, State, Zip: _____ Phone: _____ Fax: _____ Contact: _____ Date: _____	Ship to: _____ Address: _____ City/ST/Zip: _____ Phone: _____ Notes: _____ E-Mail Address: _____
--	---

<table style="width: 100%;"> <tr> <td style="width: 60%;">Model 82628</td> <td style="text-align: right;">MSRP Price</td> </tr> <tr> <td><input type="checkbox"/> Scout Boss 6 CC PWC</td> <td style="text-align: right;">\$12,160</td> </tr> <tr> <td colspan="2">600 lb. weight capacity, Midi Drive, 7° MIR, Programmable, Heavy duty spring suspension K0853</td> </tr> <tr> <td><input type="checkbox"/> Scout Boss 6 SS PWC</td> <td style="text-align: right;">\$12,160</td> </tr> <tr> <td colspan="2">600 lb. weight capacity, Midi Drive, 7° MIR, Programmable, Heavy duty spring suspension K0852</td> </tr> </table>	Model 82628	MSRP Price	<input type="checkbox"/> Scout Boss 6 CC PWC	\$12,160	600 lb. weight capacity, Midi Drive, 7° MIR, Programmable, Heavy duty spring suspension K0853		<input type="checkbox"/> Scout Boss 6 SS PWC	\$12,160	600 lb. weight capacity, Midi Drive, 7° MIR, Programmable, Heavy duty spring suspension K0852		<table style="width: 100%;"> <tr> <td colspan="2">SEATING CHOICES (Check one)</td> </tr> <tr> <td><input type="checkbox"/> Com-For-Back Seat (24" x 21")¹</td> <td style="text-align: right;">Std.</td> </tr> <tr> <td><input type="checkbox"/> 26", 28", 30"w x 21"d Com-For-Back Seat^{1,2}</td> <td style="text-align: right;">\$350</td> </tr> <tr> <td><input type="checkbox"/> Custom Com-For-Back Seat^{1,5}</td> <td style="text-align: right;">\$400</td> </tr> <tr> <td><input type="checkbox"/> Solid Wood Base for Com-For-Back Seat</td> <td></td> </tr> <tr> <td style="padding-left: 20px;">Size _____</td> <td style="text-align: right;">24"w-28"w - \$250</td> </tr> <tr> <td><input type="checkbox"/> Admiral Full Back 24" x 21"^{1,2,3} (Char vinyl stocked)</td> <td style="text-align: right;">\$600</td> </tr> <tr> <td><input type="checkbox"/> Admiral FB Custom Size (Max. 28" width)^{1,2,3,5}</td> <td style="text-align: right;">\$860</td> </tr> <tr> <td style="padding-left: 20px;">Size _____</td> <td></td> </tr> <tr> <td><input type="checkbox"/> Admiral GPS Seat (24" x 21")^{1,2,3} (Char vinyl stocked)</td> <td style="text-align: right;">\$600</td> </tr> <tr> <td><input type="checkbox"/> Admiral GPS Custom Size (Max. 28" width)^{1,2,3,5}</td> <td style="text-align: right;">\$860</td> </tr> <tr> <td style="padding-left: 20px;">Size _____</td> <td></td> </tr> <tr> <td><input type="checkbox"/> Solid Wood Base for Admiral Seat</td> <td style="text-align: right;">\$250</td> </tr> <tr> <td><input type="checkbox"/> Minimizer Seating⁵</td> <td style="text-align: right;">\$100</td> </tr> <tr> <td><input type="checkbox"/> Maxum Seating</td> <td style="text-align: right;">Std.</td> </tr> <tr> <td><input type="checkbox"/> Gluteal Shelf Seat⁵</td> <td style="text-align: right;">\$160</td> </tr> <tr> <td colspan="2" style="text-align: center;"><i>Call for Custom Seating Options (800) 255-0285</i></td> </tr> </table>	SEATING CHOICES (Check one)		<input type="checkbox"/> Com-For-Back Seat (24" x 21")¹	Std.	<input type="checkbox"/> 26", 28", 30"w x 21"d Com-For-Back Seat^{1,2}	\$350	<input type="checkbox"/> Custom Com-For-Back Seat^{1,5}	\$400	<input type="checkbox"/> Solid Wood Base for Com-For-Back Seat		Size _____	24"w-28"w - \$250	<input type="checkbox"/> Admiral Full Back 24" x 21"^{1,2,3} (Char vinyl stocked)	\$600	<input type="checkbox"/> Admiral FB Custom Size (Max. 28" width)^{1,2,3,5}	\$860	Size _____		<input type="checkbox"/> Admiral GPS Seat (24" x 21")^{1,2,3} (Char vinyl stocked)	\$600	<input type="checkbox"/> Admiral GPS Custom Size (Max. 28" width)^{1,2,3,5}	\$860	Size _____		<input type="checkbox"/> Solid Wood Base for Admiral Seat	\$250	<input type="checkbox"/> Minimizer Seating⁵	\$100	<input type="checkbox"/> Maxum Seating	Std.	<input type="checkbox"/> Gluteal Shelf Seat⁵	\$160	<i>Call for Custom Seating Options (800) 255-0285</i>	
Model 82628	MSRP Price																																												
<input type="checkbox"/> Scout Boss 6 CC PWC	\$12,160																																												
600 lb. weight capacity, Midi Drive, 7° MIR, Programmable, Heavy duty spring suspension K0853																																													
<input type="checkbox"/> Scout Boss 6 SS PWC	\$12,160																																												
600 lb. weight capacity, Midi Drive, 7° MIR, Programmable, Heavy duty spring suspension K0852																																													
SEATING CHOICES (Check one)																																													
<input type="checkbox"/> Com-For-Back Seat (24" x 21")¹	Std.																																												
<input type="checkbox"/> 26", 28", 30"w x 21"d Com-For-Back Seat^{1,2}	\$350																																												
<input type="checkbox"/> Custom Com-For-Back Seat^{1,5}	\$400																																												
<input type="checkbox"/> Solid Wood Base for Com-For-Back Seat																																													
Size _____	24"w-28"w - \$250																																												
<input type="checkbox"/> Admiral Full Back 24" x 21"^{1,2,3} (Char vinyl stocked)	\$600																																												
<input type="checkbox"/> Admiral FB Custom Size (Max. 28" width)^{1,2,3,5}	\$860																																												
Size _____																																													
<input type="checkbox"/> Admiral GPS Seat (24" x 21")^{1,2,3} (Char vinyl stocked)	\$600																																												
<input type="checkbox"/> Admiral GPS Custom Size (Max. 28" width)^{1,2,3,5}	\$860																																												
Size _____																																													
<input type="checkbox"/> Solid Wood Base for Admiral Seat	\$250																																												
<input type="checkbox"/> Minimizer Seating⁵	\$100																																												
<input type="checkbox"/> Maxum Seating	Std.																																												
<input type="checkbox"/> Gluteal Shelf Seat⁵	\$160																																												
<i>Call for Custom Seating Options (800) 255-0285</i>																																													
<table style="width: 100%;"> <tr> <td colspan="2">COLOR - MIRROR GLAZE™ (Check one)</td> </tr> <tr> <td><input type="checkbox"/> Blue</td> <td><input type="checkbox"/> Red</td> </tr> <tr> <td><input type="checkbox"/> Black</td> <td></td> </tr> </table>	COLOR - MIRROR GLAZE™ (Check one)		<input type="checkbox"/> Blue	<input type="checkbox"/> Red	<input type="checkbox"/> Black		<table style="width: 100%;"> <tr> <td colspan="2">SEATING ACCESSORIES</td> </tr> <tr> <td><input type="checkbox"/> Adjustable Headrest (Specify Color _____)</td> <td style="text-align: right;">\$ 80</td> </tr> <tr> <td><input type="checkbox"/> Extra Long Pelvic Strap 74"</td> <td style="text-align: right;">\$ 60</td> </tr> <tr> <td><input type="checkbox"/> Rehab Headrest (6"x9")</td> <td style="text-align: right;">\$170</td> </tr> <tr> <td><input type="checkbox"/> Rehab XLg Headrest (10"x7")</td> <td style="text-align: right;">\$190</td> </tr> <tr> <td><input type="checkbox"/> Rehab Headrest Mount Assembly</td> <td style="text-align: right;">\$180</td> </tr> </table>	SEATING ACCESSORIES		<input type="checkbox"/> Adjustable Headrest (Specify Color _____)	\$ 80	<input type="checkbox"/> Extra Long Pelvic Strap 74"	\$ 60	<input type="checkbox"/> Rehab Headrest (6"x9")	\$170	<input type="checkbox"/> Rehab XLg Headrest (10"x7")	\$190	<input type="checkbox"/> Rehab Headrest Mount Assembly	\$180																										
COLOR - MIRROR GLAZE™ (Check one)																																													
<input type="checkbox"/> Blue	<input type="checkbox"/> Red																																												
<input type="checkbox"/> Black																																													
SEATING ACCESSORIES																																													
<input type="checkbox"/> Adjustable Headrest (Specify Color _____)	\$ 80																																												
<input type="checkbox"/> Extra Long Pelvic Strap 74"	\$ 60																																												
<input type="checkbox"/> Rehab Headrest (6"x9")	\$170																																												
<input type="checkbox"/> Rehab XLg Headrest (10"x7")	\$190																																												
<input type="checkbox"/> Rehab Headrest Mount Assembly	\$180																																												
<table style="width: 100%;"> <tr> <td colspan="2">CONTROLLER</td> </tr> <tr> <td><input type="checkbox"/> Right Hand</td> <td style="text-align: center;">Std.</td> </tr> <tr> <td><input type="checkbox"/> Retractable</td> <td style="text-align: center;">\$200</td> </tr> <tr> <td><input type="checkbox"/> Power Access.</td> <td style="text-align: center;">\$300</td> </tr> <tr> <td><input type="checkbox"/> Left Hand</td> <td style="text-align: center;">NC</td> </tr> <tr> <td><input type="checkbox"/> Attendant</td> <td style="text-align: center;">\$600</td> </tr> <tr> <td><input type="checkbox"/> Rear Mounted</td> <td style="text-align: center;">\$100</td> </tr> </table>	CONTROLLER		<input type="checkbox"/> Right Hand	Std.	<input type="checkbox"/> Retractable	\$200	<input type="checkbox"/> Power Access.	\$300	<input type="checkbox"/> Left Hand	NC	<input type="checkbox"/> Attendant	\$600	<input type="checkbox"/> Rear Mounted	\$100	<table style="width: 100%;"> <tr> <td colspan="2">OTHER ACCESSORIES & OPTIONS</td> </tr> <tr> <td><input type="checkbox"/> Basket - Folding</td> <td style="text-align: right;">81151 \$ 50</td> </tr> <tr> <td><input type="checkbox"/> Cup Holder</td> <td style="text-align: right;">81163 \$ 30</td> </tr> <tr> <td><input type="checkbox"/> Flag</td> <td style="text-align: right;">16640 \$ 50</td> </tr> <tr> <td><input type="checkbox"/> Front Bag</td> <td style="text-align: right;">81166 \$ 68</td> </tr> <tr> <td><input type="checkbox"/> Dual Accessories Mount</td> <td style="text-align: right;">17172 \$ 60</td> </tr> <tr> <td><input type="checkbox"/> Oxygen Cylinder Holder</td> <td style="text-align: right;">81776 \$150</td> </tr> <tr> <td><input type="checkbox"/> Saddle Bag</td> <td style="text-align: right;">81165 \$ 40</td> </tr> <tr> <td><input type="checkbox"/> Tie Down Anchor Points</td> <td style="text-align: right;">\$170</td> </tr> <tr> <td><input type="checkbox"/> Walking Cane Holder</td> <td style="text-align: right;">81200 \$ 16</td> </tr> <tr> <td><input type="checkbox"/> Walker/Crutch Holder</td> <td style="text-align: right;">81789 \$170</td> </tr> <tr> <td><input type="checkbox"/> Weather Cover XLG</td> <td style="text-align: right;">14661 \$250</td> </tr> </table>	OTHER ACCESSORIES & OPTIONS		<input type="checkbox"/> Basket - Folding	81151 \$ 50	<input type="checkbox"/> Cup Holder	81163 \$ 30	<input type="checkbox"/> Flag	16640 \$ 50	<input type="checkbox"/> Front Bag	81166 \$ 68	<input type="checkbox"/> Dual Accessories Mount	17172 \$ 60	<input type="checkbox"/> Oxygen Cylinder Holder	81776 \$150	<input type="checkbox"/> Saddle Bag	81165 \$ 40	<input type="checkbox"/> Tie Down Anchor Points	\$170	<input type="checkbox"/> Walking Cane Holder	81200 \$ 16	<input type="checkbox"/> Walker/Crutch Holder	81789 \$170	<input type="checkbox"/> Weather Cover XLG	14661 \$250						
CONTROLLER																																													
<input type="checkbox"/> Right Hand	Std.																																												
<input type="checkbox"/> Retractable	\$200																																												
<input type="checkbox"/> Power Access.	\$300																																												
<input type="checkbox"/> Left Hand	NC																																												
<input type="checkbox"/> Attendant	\$600																																												
<input type="checkbox"/> Rear Mounted	\$100																																												
OTHER ACCESSORIES & OPTIONS																																													
<input type="checkbox"/> Basket - Folding	81151 \$ 50																																												
<input type="checkbox"/> Cup Holder	81163 \$ 30																																												
<input type="checkbox"/> Flag	16640 \$ 50																																												
<input type="checkbox"/> Front Bag	81166 \$ 68																																												
<input type="checkbox"/> Dual Accessories Mount	17172 \$ 60																																												
<input type="checkbox"/> Oxygen Cylinder Holder	81776 \$150																																												
<input type="checkbox"/> Saddle Bag	81165 \$ 40																																												
<input type="checkbox"/> Tie Down Anchor Points	\$170																																												
<input type="checkbox"/> Walking Cane Holder	81200 \$ 16																																												
<input type="checkbox"/> Walker/Crutch Holder	81789 \$170																																												
<input type="checkbox"/> Weather Cover XLG	14661 \$250																																												
<table style="width: 100%;"> <tr> <td colspan="2">TIRES (Check one)</td> </tr> <tr> <td><input type="checkbox"/> Pneumatic</td> <td style="text-align: center;">NC</td> </tr> <tr> <td><input type="checkbox"/> Flat Free</td> <td style="text-align: center;">Std.</td> </tr> </table>	TIRES (Check one)		<input type="checkbox"/> Pneumatic	NC	<input type="checkbox"/> Flat Free	Std.	<table style="width: 100%;"> <tr> <td colspan="2">BATTERIES</td> </tr> <tr> <td><input type="checkbox"/> Group 24 - 75 amp (2 required)</td> <td style="text-align: right;">\$340ea</td> </tr> </table>	BATTERIES		<input type="checkbox"/> Group 24 - 75 amp (2 required)	\$340ea																																		
TIRES (Check one)																																													
<input type="checkbox"/> Pneumatic	NC																																												
<input type="checkbox"/> Flat Free	Std.																																												
BATTERIES																																													
<input type="checkbox"/> Group 24 - 75 amp (2 required)	\$340ea																																												
<table style="width: 100%;"> <tr> <td colspan="2">LEG RIGGINGS</td> </tr> <tr> <td><input type="checkbox"/> Bracket for mounting ELR/SWF (required) (L & R)</td> <td style="text-align: right;">\$100ea</td> </tr> <tr> <td><input type="checkbox"/> Elevating Leg Rests (L & R)</td> <td style="text-align: right;">\$210ea</td> </tr> <tr> <td><input type="checkbox"/> HD Elevating Leg Rests (L & R) (powered)</td> <td style="text-align: right;">\$900ea</td> </tr> <tr> <td><input type="checkbox"/> HD Elevating Leg Rests (L & R) (manual)</td> <td style="text-align: right;">\$550ea</td> </tr> <tr> <td><input type="checkbox"/> Swing Away/Detachable Foot Rests (L & R)</td> <td style="text-align: right;">\$150ea</td> </tr> <tr> <td><input type="checkbox"/> Foot Plate (when ordered with ELR/SWF)</td> <td style="text-align: right;">\$200</td> </tr> <tr> <td><input type="checkbox"/> 1-Piece Leg Pad (manual)</td> <td style="text-align: right;">\$700</td> </tr> <tr> <td><input type="checkbox"/> 1-Piece Leg Pad (power)</td> <td style="text-align: right;">\$2500</td> </tr> <tr> <td><input type="checkbox"/> Height & Depth Adjustable Foot Plate Bracket</td> <td style="text-align: right;">\$100</td> </tr> <tr> <td><input type="checkbox"/> Custom Footplate</td> <td style="text-align: right;">\$300</td> </tr> <tr> <td><input type="checkbox"/> Heel Straps (each)</td> <td style="text-align: right;">\$ 25</td> </tr> <tr> <td><input type="checkbox"/> Amputee Support (each)</td> <td style="text-align: right;">\$220</td> </tr> <tr> <td><input type="checkbox"/> Center Col. Foot Plate (manual)</td> <td style="text-align: right;">\$1000</td> </tr> <tr> <td><input type="checkbox"/> Center Col. Foot Plate (power)</td> <td style="text-align: right;">\$1930</td> </tr> <tr> <td><input type="checkbox"/> Center Col Individ. Ftplates (manual)</td> <td style="text-align: right;">\$1000</td> </tr> <tr> <td><input type="checkbox"/> Center Col Individ. Ftplates (power)</td> <td style="text-align: right;">\$2110</td> </tr> </table>	LEG RIGGINGS		<input type="checkbox"/> Bracket for mounting ELR/SWF (required) (L & R)	\$100ea	<input type="checkbox"/> Elevating Leg Rests (L & R)	\$210ea	<input type="checkbox"/> HD Elevating Leg Rests (L & R) (powered)	\$900ea	<input type="checkbox"/> HD Elevating Leg Rests (L & R) (manual)	\$550ea	<input type="checkbox"/> Swing Away/Detachable Foot Rests (L & R)	\$150ea	<input type="checkbox"/> Foot Plate (when ordered with ELR/SWF)	\$200	<input type="checkbox"/> 1-Piece Leg Pad (manual)	\$700	<input type="checkbox"/> 1-Piece Leg Pad (power)	\$2500	<input type="checkbox"/> Height & Depth Adjustable Foot Plate Bracket	\$100	<input type="checkbox"/> Custom Footplate	\$300	<input type="checkbox"/> Heel Straps (each)	\$ 25	<input type="checkbox"/> Amputee Support (each)	\$220	<input type="checkbox"/> Center Col. Foot Plate (manual)	\$1000	<input type="checkbox"/> Center Col. Foot Plate (power)	\$1930	<input type="checkbox"/> Center Col Individ. Ftplates (manual)	\$1000	<input type="checkbox"/> Center Col Individ. Ftplates (power)	\$2110	<table style="width: 100%;"> <tr> <td colspan="2">ANTI-TIP OPTIONS</td> </tr> <tr> <td><input type="checkbox"/> Center-mount</td> <td style="text-align: right;">\$500</td> </tr> <tr> <td><input type="checkbox"/> Stanza™ (Power) Side or Center mount</td> <td style="text-align: right;">\$700</td> </tr> <tr> <td><input type="checkbox"/> 1" Offset - Side mount(Pair)</td> <td style="text-align: right;">\$ 80</td> </tr> <tr> <td><input type="checkbox"/> 3" Offset - Side mount(Pair)</td> <td style="text-align: right;">\$130</td> </tr> </table>	ANTI-TIP OPTIONS		<input type="checkbox"/> Center-mount	\$500	<input type="checkbox"/> Stanza™ (Power) Side or Center mount	\$700	<input type="checkbox"/> 1" Offset - Side mount(Pair)	\$ 80	<input type="checkbox"/> 3" Offset - Side mount(Pair)	\$130
LEG RIGGINGS																																													
<input type="checkbox"/> Bracket for mounting ELR/SWF (required) (L & R)	\$100ea																																												
<input type="checkbox"/> Elevating Leg Rests (L & R)	\$210ea																																												
<input type="checkbox"/> HD Elevating Leg Rests (L & R) (powered)	\$900ea																																												
<input type="checkbox"/> HD Elevating Leg Rests (L & R) (manual)	\$550ea																																												
<input type="checkbox"/> Swing Away/Detachable Foot Rests (L & R)	\$150ea																																												
<input type="checkbox"/> Foot Plate (when ordered with ELR/SWF)	\$200																																												
<input type="checkbox"/> 1-Piece Leg Pad (manual)	\$700																																												
<input type="checkbox"/> 1-Piece Leg Pad (power)	\$2500																																												
<input type="checkbox"/> Height & Depth Adjustable Foot Plate Bracket	\$100																																												
<input type="checkbox"/> Custom Footplate	\$300																																												
<input type="checkbox"/> Heel Straps (each)	\$ 25																																												
<input type="checkbox"/> Amputee Support (each)	\$220																																												
<input type="checkbox"/> Center Col. Foot Plate (manual)	\$1000																																												
<input type="checkbox"/> Center Col. Foot Plate (power)	\$1930																																												
<input type="checkbox"/> Center Col Individ. Ftplates (manual)	\$1000																																												
<input type="checkbox"/> Center Col Individ. Ftplates (power)	\$2110																																												
ANTI-TIP OPTIONS																																													
<input type="checkbox"/> Center-mount	\$500																																												
<input type="checkbox"/> Stanza™ (Power) Side or Center mount	\$700																																												
<input type="checkbox"/> 1" Offset - Side mount(Pair)	\$ 80																																												
<input type="checkbox"/> 3" Offset - Side mount(Pair)	\$130																																												
<table style="width: 100%;"> <tr> <td colspan="2">FABRIC CHOICES (Check one)</td> </tr> <tr> <td><input type="checkbox"/> Black Velvet</td> <td><input type="checkbox"/> Gray Velvet</td> </tr> <tr> <td><input type="checkbox"/> Charcoal Vinyl</td> <td></td> </tr> </table>	FABRIC CHOICES (Check one)		<input type="checkbox"/> Black Velvet	<input type="checkbox"/> Gray Velvet	<input type="checkbox"/> Charcoal Vinyl		<table style="width: 100%;"> <tr> <td colspan="2">PACESAVER POWER CHAIR FOOTNOTES:</td> </tr> <tr> <td colspan="2">1 - Heavy-Duty Adjustable/Removable arms standard</td> </tr> <tr> <td colspan="2">2 - Longer Pelvic Strap included</td> </tr> <tr> <td colspan="2">3 - Rear mounted accessories are not available with type seat.</td> </tr> <tr> <td colspan="2">5 - Custom order form must be filled out- Extra Lead Time.</td> </tr> </table>	PACESAVER POWER CHAIR FOOTNOTES:		1 - Heavy-Duty Adjustable/Removable arms standard		2 - Longer Pelvic Strap included		3 - Rear mounted accessories are not available with type seat.		5 - Custom order form must be filled out- Extra Lead Time.																													
FABRIC CHOICES (Check one)																																													
<input type="checkbox"/> Black Velvet	<input type="checkbox"/> Gray Velvet																																												
<input type="checkbox"/> Charcoal Vinyl																																													
PACESAVER POWER CHAIR FOOTNOTES:																																													
1 - Heavy-Duty Adjustable/Removable arms standard																																													
2 - Longer Pelvic Strap included																																													
3 - Rear mounted accessories are not available with type seat.																																													
5 - Custom order form must be filled out- Extra Lead Time.																																													
<table style="width: 100%;"> <tr> <td colspan="2">ARMRESTS (Check one) see footnotes to right</td> </tr> <tr> <td><input type="checkbox"/> Longer Arm Pads - 14"</td> <td style="text-align: right;">Std.</td> </tr> <tr> <td><input type="checkbox"/> 11" Arm Pads</td> <td style="text-align: right;">NC</td> </tr> </table>	ARMRESTS (Check one) see footnotes to right		<input type="checkbox"/> Longer Arm Pads - 14"	Std.	<input type="checkbox"/> 11" Arm Pads	NC																																							
ARMRESTS (Check one) see footnotes to right																																													
<input type="checkbox"/> Longer Arm Pads - 14"	Std.																																												
<input type="checkbox"/> 11" Arm Pads	NC																																												



Scout Boss 6.75 4-Point Seat Posts w/Suspension Group 3

Fax this MSRP Order Form
Toll Free to **1-800-862-8782**
Leisure-Lift, Inc.
Effective May 2018

Call For Custom Order
Phone: 1-800-255-0285

Fax: 913-722-2614 www.pacesaver.com

Dealer Account Information

Please fill out all information completely

Account No.: _____ PO#: _____ Dealer: _____ Address: _____ City, State, Zip: _____ Phone: _____ Fax: _____ Contact: _____ Date: _____	Ship to: _____ Address: _____ City/ST/Zip: _____ Phone: _____ Notes: _____ E-Mail Address: _____
--	---

Model 82062	MSRP Price
<input type="checkbox"/> Scout Boss 6.75 CC PWC 675 lb. weight capacity, Midi Drive, 7° MIR, Programmable, Heavy duty spring suspension frame.	\$12,660 K0855
<input type="checkbox"/> Scout Boss 6.75 SS PWC 675 lb. weight capacity, Midi Drive, 7° MIR, Programmable, Heavy duty spring suspension frame.	\$12,660 K0854
COLOR - MIRROR GLAZE™ (Check one) <input type="checkbox"/> Blue <input type="checkbox"/> Red <input type="checkbox"/> Black	
CONTROLLER <input type="checkbox"/> Right Hand Std. <input type="checkbox"/> Left Hand NC <input type="checkbox"/> Retractable \$200 <input type="checkbox"/> Attendant \$600 <input type="checkbox"/> Power Access. \$300 <input type="checkbox"/> Rear Mounted \$100	
TIRES (Check one) <input type="checkbox"/> Pneumatic NC <input type="checkbox"/> Flat Free Std.	
LEG RIGGINGS <input type="checkbox"/> Bracket for mounting ELR/SWF (required) (L & R) \$100ea <input type="checkbox"/> Elevating Leg Rests (L & R) \$210ea <input type="checkbox"/> HD Elevating Leg Rests (L & R) (powered) \$900ea <input type="checkbox"/> HD Elevating Leg Rests (L & R) (manual) \$550ea <input type="checkbox"/> Swing Away/Detachable Foot Rests (L & R) \$150ea <input type="checkbox"/> Foot Plate (when ordered with ELR/SWF) \$200 <input type="checkbox"/> 1-Piece Leg Pad (manual) \$700 <input type="checkbox"/> 1-Piece Leg Pad (power) \$2500 <input type="checkbox"/> Height & Depth Adjustable Foot Plate Bracket \$100 <input type="checkbox"/> Custom Footplate \$300 <input type="checkbox"/> Heel Straps (each) \$ 25 <input type="checkbox"/> Amputee Support (each) \$220 <input type="checkbox"/> Center Col. Foot Plate (manual) \$1000 <input type="checkbox"/> Center Col. Foot Plate (power) \$1930 <input type="checkbox"/> Center Col Individ. Ftplates (manual) \$1000 <input type="checkbox"/> Center Col Individ. Ftplates (power) \$2110	
ANTI-TIP OPTIONS <input type="checkbox"/> Center-mount \$500 <input type="checkbox"/> Stanza™ (Power) Side or Center mount \$700 <input type="checkbox"/> 1" Offset - Side mount(Pair) \$ 80 <input type="checkbox"/> 3" Offset - Side mount(Pair) \$130	
FABRIC CHOICES (Check one) <input type="checkbox"/> Black Velvet <input type="checkbox"/> Gray Velvet <input type="checkbox"/> Charcoal Vinyl	
ARMRESTS (Check one) see footnotes below <input type="checkbox"/> Longer Arm Pads - 14" Std. <input type="checkbox"/> 11" Arm Pads NC	

SEATING CHOICES (Check one)	
<input type="checkbox"/> Com-For-Back Seat (24"w x 21"d) ¹	Std
<input type="checkbox"/> 26", 28", 30"w x 21"d Com-For-Back Seat ^{1,2}	\$350
<input type="checkbox"/> Custom Com-For-Back Seat ^{1,5}	\$400
<input type="checkbox"/> Solid Wood Base for Com-For-Back Seat Size _____ 24"w-28"w -	\$250
<input type="checkbox"/> Admiral Full Back 24" x 21" ^{1,2,3} (Char vinyl stocked)	\$600
<input type="checkbox"/> Admiral FB Custom Size (Max. 28" width) ^{1,2,3,5} Size _____	\$860
<input type="checkbox"/> Admiral GPS Seat (24" x 21") ^{1,2,3} (Char vinyl stocked)	\$600
<input type="checkbox"/> Admiral GPS Custom Size (Max. 28" width) ^{1,2,3,5} Size _____	\$860
<input type="checkbox"/> Solid Wood Base for Admiral Seat	\$250
<input type="checkbox"/> Minimizer Seating ⁵	\$100
<input type="checkbox"/> Maxum Seating	Std.
<input type="checkbox"/> Gluteal Shelf Seat ⁵	\$160
<i>Call for Custom Seating Options (800) 255-0285</i>	

SEATING ACCESSORIES	
<input type="checkbox"/> Adjustable Headrest (Specify Color _____)	\$ 80
<input type="checkbox"/> Extra Long Pelvic Strap 74"	\$ 60
<input type="checkbox"/> Rehab Headrest (6"x9")	\$170
<input type="checkbox"/> Rehab XLg Headrest (10"x7")	\$190
<input type="checkbox"/> Rehab Headrest Mount Assembly	\$180

OTHER ACCESSORIES & OPTIONS	
<input type="checkbox"/> Basket - Folding	81151 \$ 50
<input type="checkbox"/> Cup Holder	81163 \$ 30
<input type="checkbox"/> Flag	16640 \$ 50
<input type="checkbox"/> Front Bag	81166 \$ 68
<input type="checkbox"/> Dual Accessories Mount	17172 \$ 60
<input type="checkbox"/> Oxygen Cylinder Holder	81776 \$150
<input type="checkbox"/> Saddle Bag	81165 \$ 40
<input type="checkbox"/> Tie Down Anchor Points	\$170
<input type="checkbox"/> Walking Cane Holder	81200 \$ 16
<input type="checkbox"/> Walker/Crutch Holder	81789 \$170
<input type="checkbox"/> Weather Cover XLG	14661 \$250

BATTERIES	
<input type="checkbox"/> Group 24 - 75 amp (2 required)	\$340 ea.

PACESAVER POWER CHAIR FOOTNOTES:
 1 - Heavy-Duty Adjustable/Removable arms standard
 2 - Longer Pelvic Strap included
 3 - Rear mounted accessories are not available with type seat.
 5 - Custom order form must be filled out- Extra Lead Time.



Phone: 1-800-255-0285
www.pacesaver.com

EQUALIZER TILT M1 Base w/ Small Tilt

Group 2
Page 1 of 2

Fax this MSRP Order Form
Toll Free to 1-800-862-8782

Leisure-Lift, Inc.
Effective May 2018

Dealer Account Information

Please fill out all information completely

Account No.: _____ PO#: _____	Ship to: _____
Dealer: _____	Address: _____
Address: _____	City/ST/Zip: _____
City, State, Zip: _____	Phone: _____
Phone: _____ Fax: _____	Notes: _____
Contact: _____ Date: _____	E-Mail Address: _____

Power Base Information

Model 82338	MSRP Price	BATTERIES
<input type="checkbox"/> Scout M1 Power Base	\$5,650	<input type="checkbox"/> U1 size - 32 AMP - (2 required) \$160 ea.
250 lb. weight capacity, FWD, 11" Flat Free Tires, 8° MIR, Programmable, Removable/Height & Angle Adjustable Arms. K0835, K0841, K0842		POWER SEAT
COLOR - MIRROR GLAZE™ (Check one)		<input type="checkbox"/> Power Seat (elevates 5") \$1150
<input type="checkbox"/> Blue <input type="checkbox"/> Red <input type="checkbox"/> Black		OTHER ACCESSORIES & OPTIONS
CONTROLLER (Check one)		<input type="checkbox"/> Basket - Folding \$ 50
<input type="checkbox"/> Right Hand Standard <input type="checkbox"/> Left Hand NC		<input type="checkbox"/> Cup Holder \$ 30
CONTROLLER OPTIONS		<input type="checkbox"/> Flag \$ 50
<input type="checkbox"/> Integrated (2 Functions) \$300		<input type="checkbox"/> Front Bag \$ 68
<input type="checkbox"/> Retractable \$200		<input type="checkbox"/> Oxygen Cylinder Holder \$150
<input type="checkbox"/> Attendant \$600		<input type="checkbox"/> Privacy Flap \$ 40
<input type="checkbox"/> Rear Mounted Joystick \$100		<input type="checkbox"/> Saddle Bag \$ 40
		<input type="checkbox"/> Cane Holder \$ 16
		<input type="checkbox"/> Tie Downs \$170
		<input type="checkbox"/> Weather Cover \$200

Equalizer Tilt Information

<input type="checkbox"/> Equalizer Tilt System-30229 (req.) \$4,600	SEAT CUSHION TYPE
FRAME WIDTH (Check One)	<input type="checkbox"/> General Purpose (non-coded) seat cushion
(outside to outside of frame tubes) - 2" increments	<input type="checkbox"/> Up to 20" wide \$140 <input type="checkbox"/> Wider than 20" \$200
<input type="checkbox"/> 16" <input type="checkbox"/> 18" <input type="checkbox"/> 20" <input type="checkbox"/> 22" <input type="checkbox"/> 24" Std.	<input type="checkbox"/> None
<input type="checkbox"/> Custom Size _____ (No wider than 24") \$200	BACK HEIGHT (above solid pan)
1" Round tubes are standard - Adjustable angle position.	<input type="checkbox"/> Back Height (Adj.: 19" - 24") _____ Std.
<input type="checkbox"/> Endomorphic (off-set back canes) \$170	<input type="checkbox"/> Custom Cane Ht. _____ \$200
<input type="checkbox"/> 2" narrower than seat <input type="checkbox"/> 4" narrower than seat	(no shorter than 13" - Standard gap is 5")
FRAME DEPTH	(Top of seat pan to top of back _____")
<input type="checkbox"/> Depth 16" - 22" (specify size _____) Std.	<input type="checkbox"/> 1" Square back canes \$ 40
<input type="checkbox"/> Depth Extension (with or without ELRs) \$120	ARMPAD TYPE (Choose One)
SEAT PAN	<input type="checkbox"/> 11" upholstered w/flat top (pair) NC
<input type="checkbox"/> Solid seat pan (1/4" ABS-24" x 24") Std.	<input type="checkbox"/> 14" upholstered w/flat top (pair) NC
<input type="checkbox"/> Custom Size _____ NC	<input type="checkbox"/> 11"/14" upholstered w/flat top (1ea.) NC
SEAT BACK (Curved back - 18" high)	(specify handing (L) _____ (R) _____)
Width <input type="checkbox"/> 14" <input type="checkbox"/> 16" <input type="checkbox"/> 18" <input type="checkbox"/> 20" Std.	ADMIRAL SEAT
<input type="checkbox"/> Custom (18" or less. No shorter than 13") \$100	<input type="checkbox"/> Admiral FB 18"w x 18"d (char vinyl stocked) \$370
<input type="checkbox"/> Omit back NC	<input type="checkbox"/> Admiral FB 21"Wx 21"d (char vinyl stocked) \$550
<input type="checkbox"/> Custom height (specify size _____) \$200	<input type="checkbox"/> Admiral Seat Custom Size \$860
<input type="checkbox"/> Custom Curved (specify size _____) \$350	(Custom order form must be filled out - Extra Lead Time)
<input type="checkbox"/> Custom Flat (specify size _____) \$350	<input type="checkbox"/> Admiral Seat Bracket (required) \$ 80
	(see page 2 for more options)



EQUALIZER TILT M1 Base w/ Small Tilt

Fax this MSRP Order Form
Toll Free to **1-800-862-8782**

Leisure-Lift, Inc.
Effective May 2018

Phone: 1-800-255-0285
www.pacesaver.com

Group 2
Page 2 of 2

Dealer Account Information

Please fill out all information completely

Account No.: _____ PO#: _____	Ship to: _____
Dealer: _____	Address: _____
Address: _____	City/ST/Zip: _____
City, State, Zip: _____	Phone: _____
Phone: _____ Fax: _____	Notes: _____
Contact: _____ Date: _____	E-Mail Address: _____

Equalizer Tilt Information Continued

<p>FOOTPLATE OPTIONS</p> <p><input type="checkbox"/> Center Column Footplate \$ 600</p> <p><input type="checkbox"/> Custom Footplate \$ 300</p>	<p>TILT ACCESSORIES</p> <p><input type="checkbox"/> Rehab Headrest Pad \$170</p> <p><input type="checkbox"/> Rehab Headrest Mount Assembly \$180</p> <p><input type="checkbox"/> Rehab Headrest Mount (Bracket only) \$ 70</p> <p><input type="checkbox"/> Rehab Headrest Removable Cover \$ 60</p> <p><input type="checkbox"/> Admiral Headrest \$ 80</p> <p><input type="checkbox"/> 60" Long Lap Restraint Std.</p> <p><input type="checkbox"/> 74" Long Lap Restraint \$ 60</p> <p><input type="checkbox"/> Aircraft Type Lap Restraint \$ 70</p> <p><input type="checkbox"/> Lateral Thoracic Supports (pr.) (not installed) \$460 <i>(Factory installation requires Mounting Tracks)</i></p> <p><input type="checkbox"/> Mounting Tracks \$110</p> <p><input type="checkbox"/> Elbow Block (ea.) \$ 50</p> <p><input type="checkbox"/> Right Mounted <input type="checkbox"/> Left Mounted</p>
<p>LEG RIGGINGS</p> <p><input type="checkbox"/> Elevating Legrest (high) \$180ea</p> <p style="padding-left: 20px;"><input type="checkbox"/> LH <input type="checkbox"/> RH</p> <p><input type="checkbox"/> Elevating Legrest (low) \$180ea</p> <p style="padding-left: 20px;"><input type="checkbox"/> LH <input type="checkbox"/> RH</p> <p><input type="checkbox"/> HD Elevating Leg Rests (L & R) (powered) \$900ea</p> <p><input type="checkbox"/> HD Elevating Leg Rests (L & R) (manual) \$550ea</p> <p><input type="checkbox"/> Amputee Support \$220ea</p> <p><input type="checkbox"/> Heel Straps (ea.) \$ 25</p> <p><input type="checkbox"/> ELR Knee Pads (pr.) \$ 80</p> <p><input type="checkbox"/> Footplate (when used with ELRs) \$200</p> <p><input type="checkbox"/> 1-Pc. Leg Pad (manual) \$700</p> <p><input type="checkbox"/> Thigh Supports (Folding) \$550pr.</p> <p><input type="checkbox"/> Thigh Supports (Fixed) \$300pr.</p>	<p>Dealer's Client Specifications</p> <p>Client Height _____</p> <p>Client Weight _____</p> <p>① Seat to Shoulder _____</p> <p>② Trunk Width _____</p> <p>③ Chest Width _____</p> <p>④ Knee to Back _____</p> <p>⑤ Seat to Top of Head _____</p> <p>⑥ Elbow to Hand _____</p> <p>⑦ Hip Width _____</p> <p>⑧ Knee to Heel _____</p> <p>Special Client Conditions _____</p>
<p>ANTI-TIP OPTIONS (For use with custom footplate)</p> <p><input type="checkbox"/> 1" Offset - Side mount (Pair) \$ 80</p> <p><input type="checkbox"/> 3" Offset - Side mount (Pair) \$130</p>	
<p>COMMENTS:</p> <p>_____</p> <p>_____</p> <p>_____</p> <p>_____</p>	

WARRANTY:

Please see literature for warranty information.

NOTE:

Prices may vary depending on location and dealer. Some part numbers may vary depending on option, color, model, or other factors. Option prices apply only when purchased with a Equalizer. **Please contact PaceSaver customer service to be sure of correct pricing and part numbers.** This price list supersedes all previous price lists.



Phone: 1-800-255-0285
www.pacesaver.com

EQUALIZER TILT RF 4-Post Base w/Small Tilt

Group 2
Page 1 of 2

Fax this MSRP Order Form
Toll Free to 1-800-862-8782
Leisure-Lift, Inc.
Effective May 2018

Dealer Account Information

Please fill out all information completely

Account No.: _____ PO#: _____	Ship to: _____
Dealer: _____	Address: _____
Address: _____	City/ST/Zip: _____
City, State, Zip: _____	Phone: _____
Phone: _____ Fax: _____	Notes: _____
Contact: _____ Date: _____	E-Mail Address: _____

Power Base Information

Model 82565	MSRP Price	BATTERIES	
<input type="checkbox"/> Scout RF 4Post Power Base	\$5,700	<input type="checkbox"/> Group 22 - 55 AMP (2 required)	\$270 ea.
300 lb. weight capacity, 14" Flat Free Tires, 8° MIR, Programmable, Removable/Height & Angle Adjustable Arms. K0835, K0836, K0841, K0842		POWER SEAT	
COLOR - MIRROR GLAZE™ (Check one)		<input type="checkbox"/> Power Seat (elevates 5")	\$1350
<input type="checkbox"/> Blue	<input type="checkbox"/> Red	OTHER ACCESSORIES & OPTIONS	
<input type="checkbox"/> Black		<input type="checkbox"/> Basket - Folding	\$ 50
CONTROLLER (Check one)		<input type="checkbox"/> Cup Holder	\$ 30
<input type="checkbox"/> Right Hand Standard	<input type="checkbox"/> Left Hand NC	<input type="checkbox"/> Flag	\$ 50
CONTROLLER OPTIONS		<input type="checkbox"/> Front Bag	\$ 68
<input type="checkbox"/> Integrated (2 Functions)	\$300	<input type="checkbox"/> Oxygen Cylinder Holder	\$150
<input type="checkbox"/> Retractable	\$200	<input type="checkbox"/> Privacy Flap	\$ 40
<input type="checkbox"/> Attendant	\$600	<input type="checkbox"/> Saddle Bag	\$ 40
<input type="checkbox"/> Rear Mounted Joystick	\$100	<input type="checkbox"/> Cane Holder	\$ 16
		<input type="checkbox"/> Tie Downs Anchor Points	\$170
		<input type="checkbox"/> Weather Cover	\$200

Equalizer Tilt Information

<input type="checkbox"/> Equalizer Tilt System-30229 (req.)	\$4,600	SEAT CUSHION TYPE	
FRAME WIDTH (Check One)		<input type="checkbox"/> General Purpose (non-coded) seat cushion	
(outside to outside of frame tubes) - 2" increments		<input type="checkbox"/> Up to 20" wide	\$140
<input type="checkbox"/> 16" <input type="checkbox"/> 18" <input type="checkbox"/> 20" <input type="checkbox"/> 22" <input type="checkbox"/> 24" Std.		<input type="checkbox"/> Wider than 20"	\$200
Custom Size _____ (No wider than 24")	\$200	<input type="checkbox"/> None	
1" Round tubes are standard - Adjustable angle position.		BACK HEIGHT (above solid pan)	
<input type="checkbox"/> Endomorphic (off-set back canes)	\$170	<input type="checkbox"/> Back Height (Adj.: 19" - 24")	Std.
<input type="checkbox"/> 2" narrower than seat <input type="checkbox"/> 4" narrower than seat		<input type="checkbox"/> Custom Cane Ht. _____	\$200
FRAME DEPTH		(no shorter than 13" - Standard gap is 5")	
<input type="checkbox"/> Depth 16" - 22" (specify size _____)	Std.	(Top of seat pan to top of back _____)	
<input type="checkbox"/> Depth Extension (with or without ELRs)	\$120	<input type="checkbox"/> 1" Square back canes	\$ 40
SEAT PAN		ARMPAD TYPE (Choose One)	
<input type="checkbox"/> Solid seat pan (1/4" ABS-24" x 24")	Std.	<input type="checkbox"/> 11" upholstered w/flat top (pair)	NC
<input type="checkbox"/> Custom Size _____	NC	<input type="checkbox"/> 14" upholstered w/flat top (pair)	NC
SEAT BACK (Curved back - 18" high)		<input type="checkbox"/> 11"/14" upholstered w/flat top (1ea.)	NC
Width: <input type="checkbox"/> 14" <input type="checkbox"/> 16" <input type="checkbox"/> 18" <input type="checkbox"/> 20"	Std.	(specify handing (L) ___ (R) ___)	
<input type="checkbox"/> Custom (18" or less. No shorter than 13")	\$100	ADMIRAL SEAT	
<input type="checkbox"/> Omit back	NC	<input type="checkbox"/> Admiral FB 18"w x 18"d (char vinyl stocked)	\$370
<input type="checkbox"/> Custom height (specify size _____)	\$200	<input type="checkbox"/> Admiral FB 21"Wx 21"d (char vinyl stocked)	\$550
<input type="checkbox"/> Custom Curved (specify size _____)	\$350	<input type="checkbox"/> Admiral Seat Custom Size	\$860
<input type="checkbox"/> Custom Flat (specify size _____)	\$350	(Custom order form must be filled out - Extra Lead Time)	
		<input type="checkbox"/> Admiral Seat Bracket (required)	\$ 80



EQUALIZER TILT

RF 4-Post Base w/Small Tilt

Fax this MSRP Order Form
Toll Free to **1-800-862-8782**

Leisure-Lift, Inc.

Effective May 2018

Phone: 1-800-255-0285

www.pacesaver.com

Group 2

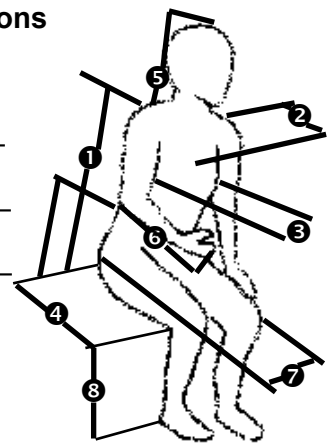
Page 2 of 2

Dealer Account Information

Please fill out all information completely

Account No.: _____ PO#: _____ Dealer: _____ Address: _____ City, State, Zip: _____ Phone: _____ Fax: _____ Contact: _____ Date: _____	Ship to: _____ Address: _____ City/ST/Zip: _____ Phone: _____ Notes: _____ E-Mail Address: _____
--	---

Equalizer Tilt Information *Continued*

<h3>FOOTPLATE OPTIONS</h3> <table style="width:100%;"> <tr><td><input type="checkbox"/> Center Column Footplate (<i>manual</i>)</td><td style="text-align: right;">\$ 600</td></tr> <tr><td><input type="checkbox"/> Center Column -Individ. Footplates(<i>pr</i>)</td><td style="text-align: right;">\$ 1000</td></tr> <tr><td><input type="checkbox"/> Custom Footplate</td><td style="text-align: right;">\$ 300</td></tr> <tr><td><input type="checkbox"/> Center Col. Footplate (<i>power</i>)</td><td style="text-align: right;">\$ 1870</td></tr> <tr><td><input type="checkbox"/> Center Col.-Individ. Ftplates(<i>pr</i>) (<i>power</i>)</td><td style="text-align: right;">\$ 2110</td></tr> </table>	<input type="checkbox"/> Center Column Footplate (<i>manual</i>)	\$ 600	<input type="checkbox"/> Center Column -Individ. Footplates(<i>pr</i>)	\$ 1000	<input type="checkbox"/> Custom Footplate	\$ 300	<input type="checkbox"/> Center Col. Footplate (<i>power</i>)	\$ 1870	<input type="checkbox"/> Center Col.-Individ. Ftplates(<i>pr</i>) (<i>power</i>)	\$ 2110	<h3>TILT ACCESSORIES</h3> <table style="width:100%;"> <tr><td><input type="checkbox"/> Rehab Headrest Pad (Reg.)</td><td style="text-align: right;">\$170</td></tr> <tr><td><input type="checkbox"/> Rehab Headrest Pad (Lg.)</td><td style="text-align: right;">\$190</td></tr> <tr><td><input type="checkbox"/> Rehab Headrest Mount Assembly</td><td style="text-align: right;">\$180</td></tr> <tr><td><input type="checkbox"/> Rehab Headrest Mount (Bracket only)</td><td style="text-align: right;">\$ 70</td></tr> <tr><td><input type="checkbox"/> Rehab Headrest Removable Cover</td><td style="text-align: right;">\$ 60</td></tr> <tr><td><input type="checkbox"/> Admiral Headrest</td><td style="text-align: right;">\$ 80</td></tr> <tr><td><input type="checkbox"/> 60" Long Lap Restraint</td><td style="text-align: right;">Std.</td></tr> <tr><td><input type="checkbox"/> 74" Long Lap Restraint</td><td style="text-align: right;">\$ 60</td></tr> <tr><td><input type="checkbox"/> Aircraft Type Lap Restraint</td><td style="text-align: right;">\$ 70</td></tr> <tr><td><input type="checkbox"/> Lateral Thoracic Supports (<i>pr.</i>) (<i>not installed</i>)</td><td style="text-align: right;">\$460</td></tr> <tr><td colspan="2" style="text-align: center;"><i>(Factory installation requires Mounting Tracks)</i></td></tr> <tr><td><input type="checkbox"/> Mounting Tracks</td><td style="text-align: right;">\$110</td></tr> <tr><td><input type="checkbox"/> Elbow Block (ea.)</td><td style="text-align: right;">\$ 50</td></tr> <tr><td style="text-align: center;"><input type="checkbox"/> Right Mounted <input type="checkbox"/> Left Mounted</td><td></td></tr> </table>	<input type="checkbox"/> Rehab Headrest Pad (Reg.)	\$170	<input type="checkbox"/> Rehab Headrest Pad (Lg.)	\$190	<input type="checkbox"/> Rehab Headrest Mount Assembly	\$180	<input type="checkbox"/> Rehab Headrest Mount (Bracket only)	\$ 70	<input type="checkbox"/> Rehab Headrest Removable Cover	\$ 60	<input type="checkbox"/> Admiral Headrest	\$ 80	<input type="checkbox"/> 60" Long Lap Restraint	Std.	<input type="checkbox"/> 74" Long Lap Restraint	\$ 60	<input type="checkbox"/> Aircraft Type Lap Restraint	\$ 70	<input type="checkbox"/> Lateral Thoracic Supports (<i>pr.</i>) (<i>not installed</i>)	\$460	<i>(Factory installation requires Mounting Tracks)</i>		<input type="checkbox"/> Mounting Tracks	\$110	<input type="checkbox"/> Elbow Block (ea.)	\$ 50	<input type="checkbox"/> Right Mounted <input type="checkbox"/> Left Mounted									
<input type="checkbox"/> Center Column Footplate (<i>manual</i>)	\$ 600																																														
<input type="checkbox"/> Center Column -Individ. Footplates(<i>pr</i>)	\$ 1000																																														
<input type="checkbox"/> Custom Footplate	\$ 300																																														
<input type="checkbox"/> Center Col. Footplate (<i>power</i>)	\$ 1870																																														
<input type="checkbox"/> Center Col.-Individ. Ftplates(<i>pr</i>) (<i>power</i>)	\$ 2110																																														
<input type="checkbox"/> Rehab Headrest Pad (Reg.)	\$170																																														
<input type="checkbox"/> Rehab Headrest Pad (Lg.)	\$190																																														
<input type="checkbox"/> Rehab Headrest Mount Assembly	\$180																																														
<input type="checkbox"/> Rehab Headrest Mount (Bracket only)	\$ 70																																														
<input type="checkbox"/> Rehab Headrest Removable Cover	\$ 60																																														
<input type="checkbox"/> Admiral Headrest	\$ 80																																														
<input type="checkbox"/> 60" Long Lap Restraint	Std.																																														
<input type="checkbox"/> 74" Long Lap Restraint	\$ 60																																														
<input type="checkbox"/> Aircraft Type Lap Restraint	\$ 70																																														
<input type="checkbox"/> Lateral Thoracic Supports (<i>pr.</i>) (<i>not installed</i>)	\$460																																														
<i>(Factory installation requires Mounting Tracks)</i>																																															
<input type="checkbox"/> Mounting Tracks	\$110																																														
<input type="checkbox"/> Elbow Block (ea.)	\$ 50																																														
<input type="checkbox"/> Right Mounted <input type="checkbox"/> Left Mounted																																															
<h3>LEG RIGGINGS</h3> <table style="width:100%;"> <tr><td><input type="checkbox"/> Elevating Legrest (high)</td><td style="text-align: right;">\$180ea</td></tr> <tr><td style="padding-left: 20px;"><input type="checkbox"/> LH <input type="checkbox"/> RH</td><td></td></tr> <tr><td><input type="checkbox"/> Elevating Legrest (low)</td><td style="text-align: right;">\$180ea</td></tr> <tr><td style="padding-left: 20px;"><input type="checkbox"/> LH <input type="checkbox"/> RH</td><td></td></tr> <tr><td><input type="checkbox"/> HD Elevating Leg Rests (L & R) (<i>powered</i>)</td><td style="text-align: right;">\$900ea</td></tr> <tr><td><input type="checkbox"/> HD Elevating Leg Rests (L & R) (<i>manual</i>)</td><td style="text-align: right;">\$550ea</td></tr> <tr><td><input type="checkbox"/> Amputee Support</td><td style="text-align: right;">\$220ea</td></tr> <tr><td><input type="checkbox"/> Heel Straps (ea.)</td><td style="text-align: right;">\$ 25</td></tr> <tr><td><input type="checkbox"/> ELR Knee Pads (<i>pr.</i>)</td><td style="text-align: right;">\$ 80</td></tr> <tr><td><input type="checkbox"/> Footplate (when used with ELRs)</td><td style="text-align: right;">\$200</td></tr> <tr><td><input type="checkbox"/> 1-Pc. Leg Pad (<i>manual</i>)</td><td style="text-align: right;">\$700</td></tr> <tr><td><input type="checkbox"/> Thigh Supports (<i>Folding</i>)</td><td style="text-align: right;">\$550pr.</td></tr> <tr><td><input type="checkbox"/> Thigh Supports (<i>Fixed</i>)</td><td style="text-align: right;">\$300pr.</td></tr> </table>	<input type="checkbox"/> Elevating Legrest (high)	\$180ea	<input type="checkbox"/> LH <input type="checkbox"/> RH		<input type="checkbox"/> Elevating Legrest (low)	\$180ea	<input type="checkbox"/> LH <input type="checkbox"/> RH		<input type="checkbox"/> HD Elevating Leg Rests (L & R) (<i>powered</i>)	\$900ea	<input type="checkbox"/> HD Elevating Leg Rests (L & R) (<i>manual</i>)	\$550ea	<input type="checkbox"/> Amputee Support	\$220ea	<input type="checkbox"/> Heel Straps (ea.)	\$ 25	<input type="checkbox"/> ELR Knee Pads (<i>pr.</i>)	\$ 80	<input type="checkbox"/> Footplate (when used with ELRs)	\$200	<input type="checkbox"/> 1-Pc. Leg Pad (<i>manual</i>)	\$700	<input type="checkbox"/> Thigh Supports (<i>Folding</i>)	\$550pr.	<input type="checkbox"/> Thigh Supports (<i>Fixed</i>)	\$300pr.	<h3>Dealer's Client Specifications</h3> <table style="width:100%;"> <tr><td>Client Height</td><td>_____</td></tr> <tr><td>Client Weight</td><td>_____</td></tr> <tr><td>1 Seat to Shoulder</td><td>_____</td></tr> <tr><td>2 Trunk Width</td><td>_____</td></tr> <tr><td>3 Chest Width</td><td>_____</td></tr> <tr><td>4 Knee to Back</td><td>_____</td></tr> <tr><td>5 Seat to Top of Head</td><td>_____</td></tr> <tr><td>6 Elbow to Hand</td><td>_____</td></tr> <tr><td>7 Hip Width</td><td>_____</td></tr> <tr><td>8 Knee to Heel</td><td>_____</td></tr> </table>  <p>Special Client Conditions</p> <p>_____</p> <p>_____</p>	Client Height	_____	Client Weight	_____	1 Seat to Shoulder	_____	2 Trunk Width	_____	3 Chest Width	_____	4 Knee to Back	_____	5 Seat to Top of Head	_____	6 Elbow to Hand	_____	7 Hip Width	_____	8 Knee to Heel	_____
<input type="checkbox"/> Elevating Legrest (high)	\$180ea																																														
<input type="checkbox"/> LH <input type="checkbox"/> RH																																															
<input type="checkbox"/> Elevating Legrest (low)	\$180ea																																														
<input type="checkbox"/> LH <input type="checkbox"/> RH																																															
<input type="checkbox"/> HD Elevating Leg Rests (L & R) (<i>powered</i>)	\$900ea																																														
<input type="checkbox"/> HD Elevating Leg Rests (L & R) (<i>manual</i>)	\$550ea																																														
<input type="checkbox"/> Amputee Support	\$220ea																																														
<input type="checkbox"/> Heel Straps (ea.)	\$ 25																																														
<input type="checkbox"/> ELR Knee Pads (<i>pr.</i>)	\$ 80																																														
<input type="checkbox"/> Footplate (when used with ELRs)	\$200																																														
<input type="checkbox"/> 1-Pc. Leg Pad (<i>manual</i>)	\$700																																														
<input type="checkbox"/> Thigh Supports (<i>Folding</i>)	\$550pr.																																														
<input type="checkbox"/> Thigh Supports (<i>Fixed</i>)	\$300pr.																																														
Client Height	_____																																														
Client Weight	_____																																														
1 Seat to Shoulder	_____																																														
2 Trunk Width	_____																																														
3 Chest Width	_____																																														
4 Knee to Back	_____																																														
5 Seat to Top of Head	_____																																														
6 Elbow to Hand	_____																																														
7 Hip Width	_____																																														
8 Knee to Heel	_____																																														
<h3>ANTI-TIP OPTIONS</h3> <table style="width:100%;"> <tr><td><input type="checkbox"/> Center Mount (<i>manual</i>)</td><td style="text-align: right;">\$ 500</td></tr> <tr><td><input type="checkbox"/> Anti-Tips (For custom footplate)</td><td></td></tr> <tr><td style="padding-left: 20px;"><input type="checkbox"/> 1"Offset (<i>pr</i>) \$ 80 <input type="checkbox"/> 3"Offset (<i>pr</i>)</td><td style="text-align: right;">\$130</td></tr> <tr><td><input type="checkbox"/> Stanza™ (<i>power</i>) Anti-tips</td><td style="text-align: right;">\$ 700</td></tr> <tr><td><input type="checkbox"/> Stanza™ (<i>power</i>) Ctr Mt. Anti-tips</td><td style="text-align: right;">\$ 700</td></tr> <tr><td colspan="2" style="text-align: center;"><i>w. Individ. Footplates</i></td></tr> </table>	<input type="checkbox"/> Center Mount (<i>manual</i>)	\$ 500	<input type="checkbox"/> Anti-Tips (For custom footplate)		<input type="checkbox"/> 1"Offset (<i>pr</i>) \$ 80 <input type="checkbox"/> 3"Offset (<i>pr</i>)	\$130	<input type="checkbox"/> Stanza™ (<i>power</i>) Anti-tips	\$ 700	<input type="checkbox"/> Stanza™ (<i>power</i>) Ctr Mt. Anti-tips	\$ 700	<i>w. Individ. Footplates</i>																																				
<input type="checkbox"/> Center Mount (<i>manual</i>)	\$ 500																																														
<input type="checkbox"/> Anti-Tips (For custom footplate)																																															
<input type="checkbox"/> 1"Offset (<i>pr</i>) \$ 80 <input type="checkbox"/> 3"Offset (<i>pr</i>)	\$130																																														
<input type="checkbox"/> Stanza™ (<i>power</i>) Anti-tips	\$ 700																																														
<input type="checkbox"/> Stanza™ (<i>power</i>) Ctr Mt. Anti-tips	\$ 700																																														
<i>w. Individ. Footplates</i>																																															
<h3>COMMENTS:</h3> <p>_____</p> <p>_____</p> <p>_____</p>																																															

WARRANTY:

Please see literature for warranty information.

NOTE:

Prices may vary depending on location and dealer. Some part numbers may vary depending on option, color, model, or other factors. Option prices apply only when purchased with a Equalizer. **Please contact PaceSaver customer service to be sure of correct pricing and part numbers.** This price list supersedes all previous price lists.



Phone: 1-800-255-0285
www.pacesaver.com

EQUALIZER

RFP4 Base w/ Small Tilt

Group 2

Page 1 of 2

Fax this MSRP Order Form
Toll Free to 1-800-862-8782
Leisure-Lift, Inc.
Effective May 2018

Dealer Account Information

Please fill out all information completely

Account No.: _____ PO#: _____	Ship to: _____
Dealer: _____	Address: _____
Address: _____	City/ST/Zip: _____
City, State, Zip: _____	Phone: _____
Phone: _____ Fax: _____	Notes: _____
Contact: _____ Date: _____	E-Mail Address: _____

Power Base Information

Model 82647	MSRP Price	BATTERIES
<input type="checkbox"/> Scout RFP4 Power Base	\$6,800	<input type="checkbox"/> Group 22 - 55 AMP (2 required) \$270 ea.
300 lb. weight capacity, FWD, 14" Flat Free Tires, 8° MIR, Programmable, Removable/Height & Angle Adjustable Arms.		POWER SEAT
COLOR - MIRROR GLAZE™ (Check one)		<input type="checkbox"/> Power Seat (elevates 5") \$1350
<input type="checkbox"/> Blue <input type="checkbox"/> Red <input type="checkbox"/> Black		OTHER ACCESSORIES & OPTIONS
CONTROLLER (Check one)		<input type="checkbox"/> Basket - Folding \$ 50
<input type="checkbox"/> Right Hand Standard <input type="checkbox"/> Left Hand NC		<input type="checkbox"/> Cup Holder \$ 30
CONTROLLER OPTIONS		<input type="checkbox"/> Flag \$ 50
<input type="checkbox"/> Integrated (2 Functions) \$300		<input type="checkbox"/> Front Bag \$ 68
<input type="checkbox"/> Retractable \$200		<input type="checkbox"/> Oxygen Cylinder Holder \$150
<input type="checkbox"/> Attendant \$600		<input type="checkbox"/> Privacy Flap \$ 40
<input type="checkbox"/> Rear Mounted Joystick \$100		<input type="checkbox"/> Saddle Bag \$ 40
		<input type="checkbox"/> Cane Holder \$ 16
		<input type="checkbox"/> Tie Downs Anchor Points \$170
		<input type="checkbox"/> Weather Cover \$200

Equalizer Tilt Information

<input type="checkbox"/> Equalizer Tilt System-30229 (req.) \$4,600	SEAT CUSHION TYPE
FRAME WIDTH (Check One)	<input type="checkbox"/> General Purpose (non-coded) seat cushion
(outside of frame tubes) - 2" increments	<input type="checkbox"/> Up to 20" wide \$140
<input type="checkbox"/> 16" <input type="checkbox"/> 18" <input type="checkbox"/> 20" <input type="checkbox"/> 22" <input type="checkbox"/> 24" Std.	<input type="checkbox"/> Wider than 20" \$200
Custom Size _____ (No wider than 24") \$200	<input type="checkbox"/> None
1" Round tubes are standard - Adjustable angle position.	BACK HEIGHT (above solid pan)
<input type="checkbox"/> Endomorphic (off-set back canes) \$170	<input type="checkbox"/> Back Height (Adj.:19" - 24") _____ Std.
<input type="checkbox"/> 2" narrower than seat <input type="checkbox"/> 4" narrower than seat	<input type="checkbox"/> Custom Cane Ht. _____ \$200
FRAME DEPTH	(no shorter than 13" - Standard gap is 5")
<input type="checkbox"/> Depth 16" - 22" (specify size _____) Std.	(Top of seat pan to top of back _____)
<input type="checkbox"/> Depth Extension (with or without ELRs) \$120	<input type="checkbox"/> 1" Square back canes \$ 40
SEAT PAN	ARMPAD TYPE (Choose One)
<input type="checkbox"/> Solid seat pan (1/4" ABS-24" x 24") Std.	<input type="checkbox"/> 11" upholstered w/flat top (pair) NC
<input type="checkbox"/> Custom Size _____ NC	<input type="checkbox"/> 14" upholstered w/flat top (pair) NC
SEAT BACK (Curved back - 18" high)	<input type="checkbox"/> 11"/14" upholstered w/flat top (1ea.) NC
Width: <input type="checkbox"/> 14" <input type="checkbox"/> 16" <input type="checkbox"/> 18" <input type="checkbox"/> 20" Std.	(specify handing (L) ___ (R) ___)
<input type="checkbox"/> Custom (18" or less. No shorter than 13") \$100	ADMIRAL SEAT
<input type="checkbox"/> Omit back NC	<input type="checkbox"/> Admiral FB 18"w x 18"d (char vinyl stocked) \$370
<input type="checkbox"/> Custom height (specify size _____) \$200	<input type="checkbox"/> Admiral FB 21"w x 21"d (char vinyl stocked) \$550
<input type="checkbox"/> Custom Curved (specify size _____) \$350	<input type="checkbox"/> Admiral Seat Custom Size \$860
<input type="checkbox"/> Custom Flat (specify size _____) \$350	(Custom order form must be filled out - Extra Lead Time)
	<input type="checkbox"/> Admiral Seat Bracket (required) \$ 80



EQUALIZER

RFP4 Base w/ Small Tilt

Group 2

Page 2 of 2

Fax this MSRP Order Form
Toll Free to **1-800-862-8782**

Leisure-Lift, Inc.
Effective May 2018

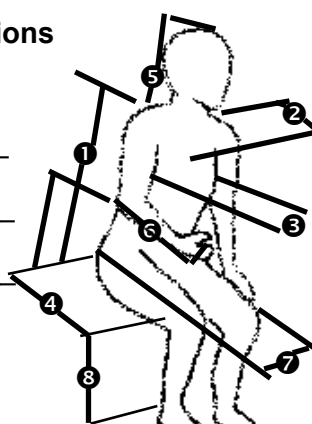
Phone: 1-800-255-0285
www.pacesaver.com

Dealer Account Information

Please fill out all information completely

Account No.: _____ PO#: _____ Dealer: _____ Address: _____ City, State, Zip: _____ Phone: _____ Fax: _____ Contact: _____ Date: _____	Ship to: _____ Address: _____ City/ST/Zip: _____ Phone: _____ Notes: _____ E-Mail Address: _____
--	---

Equalizer Tilt Information Continued

<h4>FOOTPLATE OPTIONS</h4> <ul style="list-style-type: none"> <input type="checkbox"/> Center Column Footplate (manual) \$ 1000 <input type="checkbox"/> Center Column-Individ. Footplates(pr) \$ 1000 <input type="checkbox"/> Custom Footplate \$ 300 <input type="checkbox"/> Center Col. Footplate (power) \$ 1870 <input type="checkbox"/> Center Col.-Individ. Ftplates(pr) (power) \$ 2110 	<h4>TILT ACCESSORIES</h4> <ul style="list-style-type: none"> <input type="checkbox"/> Rehab Headrest Pad (Reg.) \$170 <input type="checkbox"/> Rehab Headrest Pad (Lg.) \$190 <input type="checkbox"/> Rehab Headrest Mount Assembly \$180 <input type="checkbox"/> Rehab Headrest Mount (Bracket only) \$ 70 <input type="checkbox"/> Rehab Headrest Removable Cover \$ 60 <input type="checkbox"/> Admiral Headrest \$ 80 <input type="checkbox"/> 60" Long Lap Restraint Std. <input type="checkbox"/> 74" Long Lap Restraint \$ 60 <input type="checkbox"/> Aircraft Type Lap Restraint \$ 70 <input type="checkbox"/> Lateral Thoracic Supports (pr.) (not installed) \$460 <i>(Factory installation requires Mounting Tracks)</i> <input type="checkbox"/> Mounting Tracks \$110 <input type="checkbox"/> Elbow Block (ea.) \$ 50 <ul style="list-style-type: none"> <input type="checkbox"/> Right Mounted <input type="checkbox"/> Left Mounted
<h4>LEG RIGGINGS</h4> <ul style="list-style-type: none"> <input type="checkbox"/> Elevating Legrest (high) \$180ea <ul style="list-style-type: none"> <input type="checkbox"/> LH <input type="checkbox"/> RH <input type="checkbox"/> Elevating Legrest (low) \$180ea <ul style="list-style-type: none"> <input type="checkbox"/> LH <input type="checkbox"/> RH <input type="checkbox"/> HD Elevating Leg Rests (L & R) (powered) \$900ea <input type="checkbox"/> HD Elevating Leg Rests (L & R) (manual) \$550ea <input type="checkbox"/> Amputee Support \$220ea <input type="checkbox"/> Heel Straps (ea.) \$ 25 <input type="checkbox"/> ELR Knee Pads (pr.) \$ 80 <input type="checkbox"/> Footplate (when used with ELRs) \$200 <input type="checkbox"/> 1-Pc. Leg Pad (manual) \$700 <input type="checkbox"/> Thigh Supports (Folding) \$550pr. <input type="checkbox"/> Thigh Supports (Fixed) \$300pr. 	<h4>Dealer's Client Specifications</h4> <p>Client Height _____</p> <p>Client Weight _____</p> <ul style="list-style-type: none"> ① Seat to Shoulder _____ ② Trunk Width _____ ③ Chest Width _____ ④ Knee to Back _____ ⑤ Seat to Top of Head _____ ⑥ Elbow to Hand _____ ⑦ Hip Width _____ ⑧ Knee to Heel _____  <p>Special Client Conditions _____</p>
<h4>ANTI-TIP OPTIONS</h4> <ul style="list-style-type: none"> <input type="checkbox"/> Center Mount (manual) \$ 500 <input type="checkbox"/> Anti-Tips (For custom footplate) <ul style="list-style-type: none"> <input type="checkbox"/> 1" Offset (pr) \$ 80 <input type="checkbox"/> 3" Offset (pr) \$ 130 <input type="checkbox"/> Stanza™ (power) Anti-tips \$ 700 <input type="checkbox"/> Stanza™ (power) Ctr Mt. Anti-tips \$ 700 <i>w. Individ. Footplates</i> 	
<h4>COMMENTS:</h4> <hr/> <hr/> <hr/>	

WARRANTY:

Please see literature for warranty information.

NOTE:

Prices may vary depending on location and dealer. Some part numbers may vary depending on option, color, model, or other factors. Option prices apply only when purchased with a Equalizer. **Please contact PaceSaver customer service to be sure of correct pricing and part numbers.** This price list supersedes all previous price lists.



Phone: 1-800-255-0285
www.pacesaver.com

EQUALIZER Boss 4.5 Base w/ Small Tilt Page 1 of 2

Fax this MSRP Order Form
Toll Free to 1-800-862-8782

Leisure-Lift, Inc.
Effective May 2018

Dealer Account Information

Please fill out all information completely

Account No.: _____ PO#: _____	Ship to: _____
Dealer: _____	Address: _____
Address: _____	City/ST/Zip: _____
City, State, Zip: _____	Phone: _____
Phone: _____ Fax: _____	Notes: _____
Contact: _____ Date: _____	E-Mail Address: _____

Power Base Information

Model 82389	MSRP Price	BATTERIES
<input type="checkbox"/> Scout 4.5 Power Base	\$7,309	<input type="checkbox"/> Group 24 - 75 AMP (2 required) \$340 ea.
300 lb. weight capacity, FWD, 14" Flat Free Tires, 8° MIR, Programmable, Removable/Height & Angle Adjustable Arms.		POWER SEAT
		<input type="checkbox"/> Power Seat (elevates 5") \$1350
COLOR - MIRROR GLAZE™ (Check one)		OTHER ACCESSORIES & OPTIONS
<input type="checkbox"/> Blue <input type="checkbox"/> Red <input type="checkbox"/> Black		<input type="checkbox"/> Basket - Folding \$ 50
CONTROLLER (Check one)		<input type="checkbox"/> Cup Holder \$ 30
<input type="checkbox"/> Right Hand Standard <input type="checkbox"/> Left Hand NC		<input type="checkbox"/> Flag \$ 50
CONTROLLER OPTIONS		<input type="checkbox"/> Front Bag \$ 68
<input type="checkbox"/> Integrated (2 Functions) \$300		<input type="checkbox"/> Oxygen Cylinder Holder \$150
<input type="checkbox"/> Retractable \$200		<input type="checkbox"/> Privacy Flap \$ 40
<input type="checkbox"/> Attendant \$600		<input type="checkbox"/> Saddle Bag \$ 40
<input type="checkbox"/> Rear Mounted Joystick \$100		<input type="checkbox"/> Cane Holder \$ 16
		<input type="checkbox"/> Tie Downs \$170
		<input type="checkbox"/> Weather Cover \$200

Equalizer Tilt Information

<input type="checkbox"/> Equalizer Tilt System-30229 (req.) \$4,600	SEAT CUSHION TYPE
FRAME WIDTH (Check One)	<input type="checkbox"/> General Purpose (non-coded) seat cushion
(outside to outside of frame tubes) - 2" increments	<input type="checkbox"/> Up to 20" wide \$140
<input type="checkbox"/> 16" <input type="checkbox"/> 18" <input type="checkbox"/> 20" <input type="checkbox"/> 22" <input type="checkbox"/> 24" Std.	<input type="checkbox"/> Wider than 20" \$200
Custom Size _____ (No wider than 24") \$200	<input type="checkbox"/> None
1" Round tubes are standard - Adjustable angle position.	BACK HEIGHT (above solid pan)
<input type="checkbox"/> Endomorphic (off-set back canes) \$170	<input type="checkbox"/> Back Height (Adj.:19" - 24") Std.
<input type="checkbox"/> 2" narrower than seat <input type="checkbox"/> 4" narrower than seat	<input type="checkbox"/> Custom Cane Ht. _____" \$200
FRAME DEPTH	(no shorter than 13" - Standard gap is 5")
<input type="checkbox"/> Depth 16" - 22" (specify size _____") Std.	(Top of seat pan to top of back _____")
<input type="checkbox"/> Depth Extension (with or without ELRs) \$120	<input type="checkbox"/> 1" Square back canes \$ 40
SEAT PAN	ARMPAD TYPE (Choose One)
<input type="checkbox"/> Solid seat pan (1/4" ABS-24" x 24") Std.	<input type="checkbox"/> 11" upholstered w/flat top (pair) NC
<input type="checkbox"/> Custom Size _____ NC	<input type="checkbox"/> 14" upholstered w/flat top (pair) NC
SEAT BACK (Curved back - 18" high)	<input type="checkbox"/> 11"/14" upholstered w/flat top (1ea.) NC
Width: <input type="checkbox"/> 14" <input type="checkbox"/> 16" <input type="checkbox"/> 18" <input type="checkbox"/> 20" Std.	(specify handing (L) ___ (R) ___)
<input type="checkbox"/> Custom (No shorter than 13") \$100	ADMIRAL SEAT
<input type="checkbox"/> Omit back NC	<input type="checkbox"/> Admiral FB 18"w x 18"d (char vinyl stocked) \$370
<input type="checkbox"/> Custom height (specify size _____") \$200	<input type="checkbox"/> Admiral FB 21"w x 21"d (char vinyl stocked) \$550
<input type="checkbox"/> Custom Curved (specify size _____") \$350	<input type="checkbox"/> Admiral Seat Custom Size \$860
<input type="checkbox"/> Custom Flat (specify size _____") \$350	(Custom order form must be filled out - Extra Lead Time)
	<input type="checkbox"/> Admiral Seat Bracket (required) \$ 80



Phone: 1-800-255-0285
www.pacesaver.com

EQUALIZER Boss 4.5 Base w/ Small Tilt Page 2 of 2

Fax this MSRP Order Form
Toll Free to 1-800-862-8782
Leisure-Lift, Inc.
Effective May 2018

Dealer Account Information

Please fill out all information completely

Account No.: _____ PO#: _____
 Dealer: _____
 Address: _____
 City, State, Zip: _____
 Phone: _____ Fax: _____
 Contact: _____ Date: _____

Ship to: _____
 Address: _____
 City/ST/Zip: _____
 Phone: _____
 Notes: _____
 E-Mail Address: _____

Equalizer Tilt Information Continued

FOOTPLATE OPTIONS

- Center Column Footplate (manual) \$ 1000
- Center Column-Individ. Footplates(pr) \$ 1000
- Custom Footplate \$ 300
- Center Col. Footplate (power) \$ 1870
- Center Col.-Individ. Ftplates(pr) (power) \$ 2110

LEG RIGGINGS

- Elevating Legrest (high) \$180ea
 - LH RH
- Elevating Legrest (low) \$180ea
 - LH RH
- HD Elevating Leg Rests (L & R) (powered) \$900ea
- HD Elevating Leg Rests (L & R) (manual) \$550ea
- Amputee Support \$220ea
- Heel Straps (ea.) \$ 25
- ELR Knee Pads (pr.) \$ 80
- Footplate (when used with ELRs) \$200
- 1-Pc. Leg Pad (manual) \$700
- Thigh Supports (Folding) \$550pr.
- Thigh Supports (Fixed) \$300pr.

ANTI-TIP OPTIONS

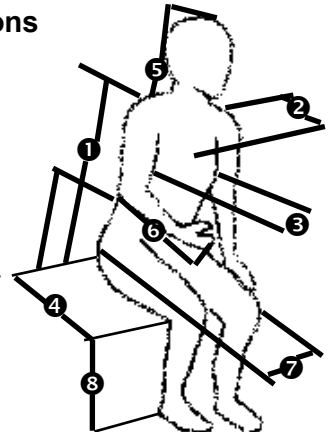
- Center Mount (manual) \$ 500
- Anti-Tips (For custom footplate)
 - 1"Offset (pr) \$ 80 3"Offset (pr) \$130
- Stanza™ (power) Anti-tips \$ 700
- Stanza™ (power) Ctr Mt. Anti-tips \$ 700
w. Individ. Footplates

TILT ACCESSORIES

- Rehab Headrest Pad (Reg.) \$170
- Rehab Headrest Pad (Lg.) \$190
- Rehab Headrest Mount Assembly \$180
- Rehab Headrest Mount (Bracket only) \$ 70
- Rehab Headrest Removable Cover \$ 60
- Admiral Headrest \$ 80
- 60" Long Lap Restraint Std.
- 74" Long Lap Restraint \$ 60
- Aircraft Type Lap Restraint \$ 70
- Lateral Thoracic Supports (pr.) (not installed) \$460
(Factory installation requires Mounting Tracks)
- Mounting Tracks \$110
- Elbow Block (ea.) \$ 50
 - Right Mounted Left Mounted

Dealer's Client Specifications

- Client Height _____
 Client Weight _____
 ① Seat to Shoulder _____
 ② Trunk Width _____
 ③ Chest Width _____
 ④ Knee to Back _____
 ⑤ Seat to Top of Head _____
 ⑥ Elbow to Hand _____
 ⑦ Hip Width _____
 ⑧ Knee to Heel _____



Special Client Conditions

WARRANTY:

Please see literature for warranty information.

NOTE:

Prices may vary depending on location and dealer. Some part numbers may vary depending on option, color, model, or other factors. Option prices apply only when purchased with a Equalizer. **Please contact PaceSaver customer service to be sure of correct pricing and part numbers.** This price list supersedes all previous price lists.



Phone: 1-800-255-0285
www.pacesaver.com

EQUALIZER

RFP4 Base w/ Suspension

w/Small Tilt - Group 3

Page 1 of 2

Fax this MSRP Order Form
Toll Free to 1-800-862-8782
Leisure-Lift, Inc.
Effective May 2018

Dealer Account Information

Please fill out all information completely

Account No.: _____ PO#: _____	Ship to: _____
Dealer: _____	Address: _____
Address: _____	City/ST/Zip: _____
City, State, Zip: _____	Phone: _____
Phone: _____ Fax: _____	Notes: _____
Contact: _____ Date: _____	E-Mail Address: _____

Power Base Information

Model 83180	MSRP Price	BATTERIES	
<input type="checkbox"/> Scout RFP4-Suspension Power Base	\$6,900	<input type="checkbox"/> Group 22 - 55 AMP (2 required)	\$270 ea.
300 lb. weight capacity, FWD, 14" Flat Free Tires, 8° MIR, Programmable, Removable/Height & Angle Adjustable Arms.		POWER SEAT	
COLOR - MIRROR GLAZE™ (Check one)		<input type="checkbox"/> Power Seat (elevates 5")	\$1350
<input type="checkbox"/> Blue	<input type="checkbox"/> Red	OTHER ACCESSORIES & OPTIONS	
<input type="checkbox"/> Black		<input type="checkbox"/> Basket - Folding	\$ 50
CONTROLLER (Check one)		<input type="checkbox"/> Cup Holder	\$ 30
<input type="checkbox"/> Right Hand Standard	<input type="checkbox"/> Left Hand NC	<input type="checkbox"/> Flag	\$ 50
CONTROLLER OPTIONS		<input type="checkbox"/> Front Bag	\$ 68
<input type="checkbox"/> Integrated (2 Functions)	\$300	<input type="checkbox"/> Oxygen Cylinder Holder	\$150
<input type="checkbox"/> Retractable	\$200	<input type="checkbox"/> Privacy Flap	\$ 40
<input type="checkbox"/> Attendant	\$600	<input type="checkbox"/> Saddle Bag	\$ 40
<input type="checkbox"/> Rear Mounted Joystick	\$100	<input type="checkbox"/> Cane Holder	\$ 16
		<input type="checkbox"/> Tie Downs Anchor Points	\$170
		<input type="checkbox"/> Weather Cover	\$200

Equalizer Tilt Information

<input type="checkbox"/> Equalizer Tilt System-30229 (req.)	\$4,600	SEAT CUSHION TYPE	
FRAME WIDTH (Check One)		<input type="checkbox"/> General Purpose (non-coded) seat cushion	
(outside to outside of frame tubes) - 2" increments		<input type="checkbox"/> Up to 20" wide	\$140
<input type="checkbox"/> 16" <input type="checkbox"/> 18" <input type="checkbox"/> 20" <input type="checkbox"/> 22" <input type="checkbox"/> 24"	Std.	<input type="checkbox"/> Wider than 20"	\$200
Custom Size _____ (No wider than 24")	\$200	<input type="checkbox"/> None	
1" Round tubes are standard - Adjustable angle position.		BACK HEIGHT (above solid pan)	
<input type="checkbox"/> Endomorphic (off-set back canes)	\$170	<input type="checkbox"/> Back Height (Adj.:19" - 24") _____	Std.
<input type="checkbox"/> 2" narrower than seat <input type="checkbox"/> 4" narrower than seat		<input type="checkbox"/> Custom Cane Ht. _____	\$200
FRAME DEPTH		(no shorter than 13" - Standard gap is 5")	
<input type="checkbox"/> Depth 16" - 22" (specify size _____)	Std.	(Top of seat pan to top of back _____)	
<input type="checkbox"/> Depth Extension (with or without ELRs)	\$120	<input type="checkbox"/> 1" Square back canes	\$ 40
SEAT PAN		ARMPAD TYPE (Choose One)	
<input type="checkbox"/> Solid seat pan (1/4" ABS-24" x 24")	Std.	<input type="checkbox"/> 11" upholstered w/flat top (pair)	NC
<input type="checkbox"/> Custom Size _____	NC	<input type="checkbox"/> 14" upholstered w/flat top (pair)	NC
SEAT BACK (Curved back - 18" high)		<input type="checkbox"/> 11"/14" upholstered w/flat top (1ea.)	NC
Width: <input type="checkbox"/> 14" <input type="checkbox"/> 16" <input type="checkbox"/> 18"	Std.	(specify handing (L) ___ (R) ___)	
Width: <input type="checkbox"/> 20"	\$50	ADMIRAL SEAT	
<input type="checkbox"/> Custom (18" or less. No shorter than 13")	\$100	<input type="checkbox"/> Admiral FB 18"w x 18"d (char vinyl stocked)	\$370
<input type="checkbox"/> Omit back	NC	<input type="checkbox"/> Admiral FB 21"w x 21"d (char vinyl stocked)	\$550
<input type="checkbox"/> Custom height (specify size _____)	\$200	<input type="checkbox"/> Admiral Seat Custom Size	\$860
<input type="checkbox"/> Custom Curved (specify size _____)	\$350	(Custom order form must be filled out - Extra Lead Time)	
<input type="checkbox"/> Custom Flat (specify size _____)	\$350	<input type="checkbox"/> Admiral Seat Bracket (required)	\$ 80



EQUALIZER

RFP4 w/Suspension Base

w/ Small Tilt - Group 3

Page 2 of 2

Fax this MSRP Order Form
Toll Free to **1-800-862-8782**

Leisure-Lift, Inc.
Effective May 2018

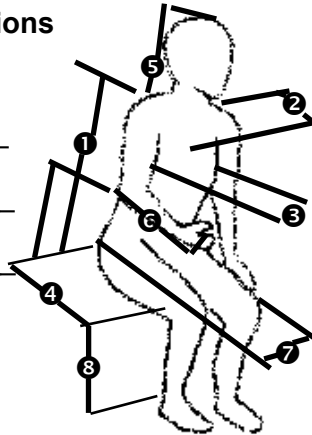
Phone: 1-800-255-0285
www.pacesaver.com

Dealer Account Information

Please fill out all information completely

Account No.: _____ PO#: _____ Dealer: _____ Address: _____ City, State, Zip: _____ Phone: _____ Fax: _____ Contact: _____ Date: _____	Ship to: _____ Address: _____ City/ST/Zip: _____ Phone: _____ Notes: _____ E-Mail Address: _____
--	---

Equalizer Tilt Information Continued

<h4>FOOTPLATE OPTIONS</h4> <ul style="list-style-type: none"> <input type="checkbox"/> Center Column Footplate (<i>manual</i>) \$ 1000 <input type="checkbox"/> Center Column-Individ. Footplates(<i>pr</i>) \$ 1000 <input type="checkbox"/> Custom Footplate \$ 300 <input type="checkbox"/> Center Col. Footplate (<i>power</i>) \$ 1870 <input type="checkbox"/> Center Col.-Individ. Ftplates(<i>pr</i>) (<i>power</i>) \$ 2110 	<h4>TILT ACCESSORIES</h4> <ul style="list-style-type: none"> <input type="checkbox"/> Rehab Headrest Pad (Reg.) \$170 <input type="checkbox"/> Rehab Headrest Pad (Lg.) \$190 <input type="checkbox"/> Rehab Headrest Mount Assembly \$180 <input type="checkbox"/> Rehab Headrest Mount (Bracket only) \$ 70 <input type="checkbox"/> Rehab Headrest Removable Cover \$ 60 <input type="checkbox"/> Admiral Headrest \$ 80 <input type="checkbox"/> 60" Long Lap Restraint Std. <input type="checkbox"/> 74" Long Lap Restraint \$ 60 <input type="checkbox"/> Aircraft Type Lap Restraint \$ 70 <input type="checkbox"/> Lateral Thoracic Supports (<i>pr.</i>) (<i>not installed</i>) \$460 <i>(Factory installation requires Mounting Tracks)</i> <input type="checkbox"/> Mounting Tracks \$110 <input type="checkbox"/> Elbow Block (<i>ea.</i>) \$ 50 <ul style="list-style-type: none"> <input type="checkbox"/> Right Mounted <input type="checkbox"/> Left Mounted
<h4>LEG RIGGINGS</h4> <ul style="list-style-type: none"> <input type="checkbox"/> Elevating Legrest (high) \$180ea <ul style="list-style-type: none"> <input type="checkbox"/> LH <input type="checkbox"/> RH <input type="checkbox"/> Elevating Legrest (low) \$180ea <ul style="list-style-type: none"> <input type="checkbox"/> LH <input type="checkbox"/> RH <input type="checkbox"/> HD Elevating Leg Rests (L & R) (<i>powered</i>) \$900ea <input type="checkbox"/> HD Elevating Leg Rests (L & R) (<i>manual</i>) \$550ea <input type="checkbox"/> Amputee Support \$220ea <input type="checkbox"/> Heel Straps (<i>ea.</i>) \$ 25 <input type="checkbox"/> ELR Knee Pads (<i>pr.</i>) \$ 80 <input type="checkbox"/> Footplate (when used with ELRs) \$200 <input type="checkbox"/> 1-Pc. Leg Pad (<i>manual</i>) \$700 <input type="checkbox"/> Thigh Supports (<i>Folding</i>) \$550pr. <input type="checkbox"/> Thigh Supports (<i>Fixed</i>) \$300pr. 	<h4>Dealer's Client Specifications</h4> <p>Client Height _____</p> <p>Client Weight _____</p> <ul style="list-style-type: none"> ① Seat to Shoulder _____ ② Trunk Width _____ ③ Chest Width _____ ④ Knee to Back _____ ⑤ Seat to Top of Head _____ ⑥ Elbow to Hand _____ ⑦ Hip Width _____ ⑧ Knee to Heel _____  <p>Special Client Conditions _____</p>
<h4>ANTI-TIP OPTIONS</h4> <ul style="list-style-type: none"> <input type="checkbox"/> Center Mount (<i>manual</i>) \$ 500 <input type="checkbox"/> Anti-Tips (For custom footplate) <ul style="list-style-type: none"> <input type="checkbox"/> 1"Offset (<i>pr</i>) \$ 80 <input type="checkbox"/> 3"Offset (<i>pr</i>) \$ 130 <input type="checkbox"/> Stanza™ (<i>power</i>) Anti-tips \$ 700 <input type="checkbox"/> Stanza™ (<i>power</i>) Ctr Mt. Anti-tips \$ 700 <i>w. Individ. Footplates</i> 	
<h4>COMMENTS:</h4> <hr/> <hr/> <hr/>	

WARRANTY:

Please see literature for warranty information.

NOTE:

Prices may vary depending on location and dealer. Some part numbers may vary depending on option, color, model, or other factors. Option prices apply only when purchased with a Equalizer. **Please contact PaceSaver customer service to be sure of correct pricing and part numbers.** This price list supersedes all previous price lists.



Phone: 1-800-255-0285
www.pacesaver.com

EQUALIZER

RFP4 Base w/Medium Tilt

Group 2

Page 1 of 2

Fax this MSRP Order Form
Toll Free to 1-800-862-8782
Leisure-Lift, Inc.
Effective May 2018

Dealer Account Information

Please fill out all information completely

Account No.: _____ PO#: _____	Ship to: _____
Dealer: _____	Address: _____
Address: _____	City/ST/Zip: _____
City, State, Zip: _____	Phone: _____
Phone: _____ Fax: _____	Notes: _____
Contact: _____ Date: _____	E-Mail Address: _____

Power Base Information

Model 82647 MSRP Price <input type="checkbox"/> Scout RFP4 Power Base \$6,800 400 lb. weight capacity, FWD, 14" Flat Free Tires, 8° MIR, Programmable, Removable/Height & Angle Adjustable Arms. No suspension K0824, K0837	BATTERIES <input type="checkbox"/> Group 22 - 55 AMP (2 required) \$270 ea.
COLOR - MIRROR GLAZE™ (Check one) <input type="checkbox"/> Blue <input type="checkbox"/> Red <input type="checkbox"/> Black	OTHER ACCESSORIES & OPTIONS
CONTROLLER (Check one) <input type="checkbox"/> Right Hand Standard <input type="checkbox"/> Left Hand NC	<input type="checkbox"/> Basket - Folding \$ 50 <input type="checkbox"/> Cup Holder \$ 30 <input type="checkbox"/> Flag \$ 50 <input type="checkbox"/> Front Bag \$ 68 <input type="checkbox"/> Oxygen Cylinder Holder \$150 <input type="checkbox"/> Privacy Flap \$ 40 <input type="checkbox"/> Saddle Bag \$ 40 <input type="checkbox"/> Cane Holder \$ 16 <input type="checkbox"/> Tie Downs \$170 <input type="checkbox"/> Weather Cover \$200
CONTROLLER OPTIONS <input type="checkbox"/> Integrated (2 Functions) \$300 <input type="checkbox"/> Retractable \$200 <input type="checkbox"/> Attendant \$600 <input type="checkbox"/> Rear Mounted Joystick \$100	

Equalizer Tilt Information

<input type="checkbox"/> Equalizer Tilt "B" System-30564 \$4,600 <i>(required for all Heavier Tilt Systems)</i>	SEAT CUSHION TYPE <input type="checkbox"/> General Purpose (non-coded) seat cushion <input type="checkbox"/> 26" <input type="checkbox"/> 28" <input type="checkbox"/> 30" wide \$140 <input type="checkbox"/> Wider than 30" \$160 <input type="checkbox"/> None
<input type="checkbox"/> Medium Tilt Option (400# max)-30566 \$2,595 <i>(required)</i>	BACK HEIGHT (above solid pan) <input type="checkbox"/> Back Height (Adj.:19" - 27") _____ Std. <input type="checkbox"/> Custom Cane Ht. _____" \$200 <i>(no shorter than 13" - Standard gap is 5")</i> <i>(Top of seat pan to top of back _____")</i>
FRAME WIDTH (Check One) (outside to outside of frame tubes) - 2" increments <input type="checkbox"/> 22" <input type="checkbox"/> 24" <input type="checkbox"/> 26" Std. Custom Size _____ (No wider than 30") \$200 <input type="checkbox"/> Endomorphic (off-set back canes) \$170 <input type="checkbox"/> 2" narrower than seat <input type="checkbox"/> 4" narrower than seat	ARMPAD TYPE (Choose One) <input type="checkbox"/> 11" upholstered w/flat top (pair) NC <input type="checkbox"/> 14" upholstered w/flat top (pair) Std. <input type="checkbox"/> 11"/14" upholstered w/flat top (1ea.) NC (specify handing (L) ___ (R) ___)
FRAME DEPTH <input type="checkbox"/> Depth 18" - 24" (specify size _____) Std. <input type="checkbox"/> Depth Extension (with or without ELRs) \$120	ADMIRAL SEAT - Not Available on Med. Tilt
SEAT PAN <input type="checkbox"/> Solid seat pan (1/4" ABS-24" x 24") Std. <input type="checkbox"/> Custom Size _____ NC	
SEAT BACK (Contoured back - 17" high) Width: <input type="checkbox"/> 22" <input type="checkbox"/> 24" <input type="checkbox"/> 26" 2" increments Std. <input type="checkbox"/> Custom (specify size _____) (No wider than 30") \$200 <input type="checkbox"/> Gluteal Shelf (GPS) \$160	



Phone: 1-800-255-0285
www.pacesaver.com

EQUALIZER

RFP4 Base w/Medium Tilt

Group 2

Page 2 of 2

Fax this MSRP Order Form
Toll Free to 1-800-862-8782

Leisure-Lift, Inc.
Effective May 2018

Dealer Account Information

Please fill out all information completely

Account No.: _____ PO#: _____	Ship to: _____
Dealer: _____	Address: _____
Address: _____	City/ST/Zip: _____
City, State, Zip: _____	Phone: _____
Phone: _____ Fax: _____	Notes: _____
Contact: _____ Date: _____	E-Mail Address: _____

Equalizer Tilt Information Continued

FOOTPLATE OPTIONS

- Center Column Footplate (manual) \$ 1000
- Center Column-Individ. Footplates(pr) \$ 1000
- Custom Footplate \$ 300
- Center Col. Footplate (power) \$ 1870
- Center Col.-Individ. Ftplates(pr) (power) \$ 2110

LEG RIGGINGS

- Elevating Legrest (high) \$180ea
 - LH RH
- Elevating Legrest (low) \$180ea
 - LH RH
- HD Elevating Leg Rests (L & R) (powered) \$900ea
- HD Elevating Leg Rests (L & R) (manual) \$550ea
- Amputee Support \$220ea
- Heel Straps (ea.) \$ 25
- ELR Knee Pads (pr.) \$ 80
- Footplate (when used with ELRs) \$200
- 1-Pc. Leg Pad (manual) \$700
- Thigh Supports (Folding) \$550pr.
- Thigh Supports (Fixed) \$300pr.

ANTI-TIP OPTIONS

- Center Mount (manual) \$ 500
- Anti-Tips (For custom footplate)
 - 1"Offset (pr) \$ 80 3"Offset (pr) \$130
- Stanza™ (power) Anti-tips \$ 700
- Stanza™ (power) Ctr Mt. Anti-tips \$ 700
w. Individ. Footplates

COMMENTS:

TILT ACCESSORIES

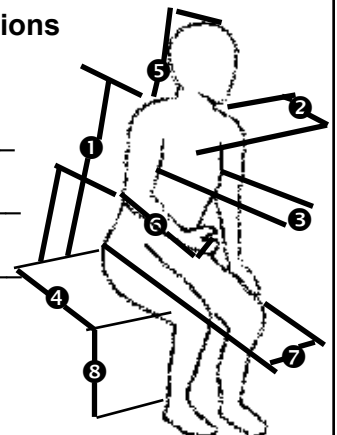
- Rehab Headrest Pad (Reg.) \$170
- Rehab Headrest Pad (Lg.) \$190
- Rehab Headrest Mount Assembly \$180
- Rehab Headrest Mount (Bracket only) \$ 70
- Rehab Headrest Removable Cover \$ 60
- Admiral Headrest \$ 80
- 60" Long Lap Restraint Std.
- 74" Long Lap Restraint \$ 60
- Aircraft Type Lap Restraint \$ 70
- Lateral Thoracic Supports (pr.) (not installed) \$460
(Factory installation requires Mounting Tracks)
- Mounting Tracks \$110
- Elbow Block (ea.) \$ 50
 - Right Mounted Left Mounted

Dealer's Client Specifications

Client Height _____

Client Weight _____

- ① Seat to Shoulder _____
- ② Trunk Width _____
- ③ Chest Width _____
- ④ Knee to Back _____
- ⑤ Seat to Top of Head _____
- ⑥ Elbow to Hand _____
- ⑦ Hip Width _____
- ⑧ Knee to Heel _____



Special Client Conditions _____

WARRANTY:

Please see literature for warranty information.

NOTE:

Prices may vary depending on location and dealer. Some part numbers may vary depending on option, color, model, or other factors. Option prices apply only when purchased with a Equalizer. **Please contact PaceSaver customer service to be sure of correct pricing and part numbers.** This price list supersedes all previous price lists.



Phone: 1-800-255-0285
www.pacesaver.com

EQUALIZER Boss 4.5 Base w/Medium Tilt Page 1 of 2

Fax this MSRP Order Form
Toll Free to 1-800-862-8782

Leisure-Lift, Inc.
Effective May 2018

Dealer Account Information

Please fill out all information completely

Account No.: _____ PO#: _____	Ship to: _____
Dealer: _____	Address: _____
Address: _____	City/ST/Zip: _____
City, State, Zip: _____	Phone: _____
Phone: _____ Fax: _____	Notes: _____
Contact: _____ Date: _____	E-Mail Address: _____

Power Base Information

Model 82389	MSRP Price	BATTERIES
<input type="checkbox"/> Scout 4.5 Power Base	\$7,409	<input type="checkbox"/> Group 24 - 75 AMP (2 required) \$340 ea.
400 lb. weight capacity, FWD, 14" Flat Free Tires, 8° MIR, Programmable, Removable/Height & Angle Adjustable Arms. No suspension.		OTHER ACCESSORIES & OPTIONS
COLOR - MIRROR GLAZE™ (Check one)		
<input type="checkbox"/> Blue <input type="checkbox"/> Red <input type="checkbox"/> Black		
CONTROLLER (Check one)		
<input type="checkbox"/> Right Hand Standard <input type="checkbox"/> Left Hand NC		
CONTROLLER OPTIONS		<input type="checkbox"/> Basket - Folding \$ 50
<input type="checkbox"/> Integrated (2 Functions) \$300		<input type="checkbox"/> Cup Holder \$ 30
<input type="checkbox"/> Retractable \$200		<input type="checkbox"/> Flag \$ 50
<input type="checkbox"/> Attendant \$600		<input type="checkbox"/> Front Bag \$ 68
		<input type="checkbox"/> Oxygen Cylinder Holder \$150
		<input type="checkbox"/> Privacy Flap \$ 40
		<input type="checkbox"/> Saddle Bag \$ 40
		<input type="checkbox"/> Cane Holder \$ 16
		<input type="checkbox"/> Tie Downs \$170
		<input type="checkbox"/> Weather Cover \$200

Equalizer Tilt Information

<input type="checkbox"/> Equalizer Tilt "B" System-30564 \$4,600 <i>(required for all Heavier Tilt Systems)</i>	SEAT CUSHION TYPE
<input type="checkbox"/> Medium Tilt Option (400# max)30566 \$2,595 <i>(required)</i>	
FRAME WIDTH (Check One) (outside to outside of frame tubes) - 2" increments <input type="checkbox"/> 22" <input type="checkbox"/> 24" <input type="checkbox"/> 26" Std. Custom Size _____ (No wider than 30") \$200 <input type="checkbox"/> Endomorphic <i>(off-set back canes)</i> \$170 <input type="checkbox"/> 2" narrower than seat <input type="checkbox"/> 4" narrower than seat	<input type="checkbox"/> General Purpose (non-coded) seat cushion <input type="checkbox"/> 26" <input type="checkbox"/> 28" <input type="checkbox"/> 30" wide \$140 <input type="checkbox"/> Wider than 30" \$160 <input type="checkbox"/> None
FRAME DEPTH <input type="checkbox"/> Depth 18" - 24" (specify size _____) Std. <input type="checkbox"/> Depth Extension (with or without ELRs) \$120	BACK HEIGHT (above solid pan) <input type="checkbox"/> Back Height (Adj.:19" - 27") _____ Std. <input type="checkbox"/> Custom Cane Ht. _____" \$200 <i>(no shorter than 13" - Standard gap is 5")</i> (Top of seat pan to top of back _____")
SEAT PAN <input type="checkbox"/> Solid seat pan (1/4" ABS-24" x 24") Std. <input type="checkbox"/> Custom Size _____ NC	ARMPAD TYPE (Choose One) <input type="checkbox"/> 11" upholstered w/flat top (pair) NC <input type="checkbox"/> 14" upholstered w/flat top (pair) Std. <input type="checkbox"/> 11"/14" upholstered w/flat top (1ea.) NC <i>(specify handing (L) ___(R) ___)</i>
SEAT BACK (Contoured back - 17" high) Width: <input type="checkbox"/> 22" <input type="checkbox"/> 24" <input type="checkbox"/> 26" 2" increments Std. <input type="checkbox"/> Custom (specify size _____)"(No wider than 30")\$200	ADMIRAL SEAT - Not Available on Med. Tilt



Phone: 1-800-255-0285
www.pacesaver.com

EQUALIZER Boss 4.5 Base w/Medium Tilt Page 2 of 2

Fax this MSRP Order Form
Toll Free to 1-800-862-8782

Leisure-Lift, Inc.
Effective May 2018

Dealer Account Information

Please fill out all information completely

Account No.: _____ PO#: _____
Dealer: _____
Address: _____
City, State, Zip: _____
Phone: _____ Fax: _____
Contact: _____ Date: _____

Ship to: _____
Address: _____
City/ST/Zip: _____
Phone: _____
Notes: _____
E-Mail Address: _____

Equalizer Tilt Information Continued

FOOTPLATE OPTIONS

- Center Column Footplate (manual) \$ 1000
- Center Column-Individ. Footplates(pr) \$ 1000
- Custom Footplate \$ 300
- Center Col. Footplate (power) \$ 1870
- Center Col.-Individ. Ftplates(pr) (power) \$ 2110

LEG RIGGINGS

- Elevating Legrest (high) \$180ea
 - LH RH
- Elevating Legrest (low) \$180ea
 - LH RH
- HD Elevating Leg Rests (L & R) (powered) \$900ea
- HD Elevating Leg Rests (L & R) (manual) \$550ea
- Amputee Support \$220ea
- Heel Straps (ea.) \$ 25
- ELR Knee Pads (pr.) \$ 80
- Footplate (when used with ELRs) \$200
- 1-Pc. Leg Pad (manual) \$700
- Thigh Supports (Folding) \$550pr.
- Thigh Supports (Fixed) \$300pr.

ANTI-TIP OPTIONS

- Center Mount (manual) \$ 500
- Anti-Tips (For custom footplate)
 - 1"Offset (pr) \$ 80 3"Offset (pr) \$ 130
- Stanza™ (power) Anti-tips \$ 700
- Stanza™ (power) Ctr Mt. Anti-tips \$ 700
w. Individ. Footplates

COMMENTS:

TILT ACCESSORIES

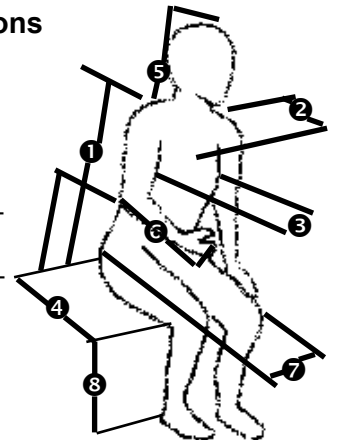
- Rehab Headrest Pad (Reg.) \$170
- Rehab Headrest Pad (Lg.) \$190
- Rehab Headrest Mount Assembly \$180
- Rehab Headrest Mount (Bracket only) \$ 70
- Rehab Headrest Removable Cover \$ 60
- Admiral Headrest \$ 80
- 60" Long Lap Restraint Std.
- 74" Long Lap Restraint \$ 60
- Aircraft Type Lap Restraint \$ 70
- Lateral Thoracic Supports (pr.) (not installed) \$460
(Factory installation requires Mounting Tracks)
- Mounting Tracks \$110
- Elbow Block (ea.) \$ 50
 - Right Mounted Left Mounted

Dealer's Client Specifications

Client Height _____

Client Weight _____

- 1 Seat to Shoulder _____
- 2 Trunk Width _____
- 3 Chest Width _____
- 4 Knee to Back _____
- 5 Seat to Top of Head _____
- 6 Elbow to Hand _____
- 7 Hip Width _____
- 8 Knee to Heel _____



Special Client Conditions

WARRANTY:

Please see literature for warranty information.

NOTE:

Prices may vary depending on location and dealer. Some part numbers may vary depending on option, color, model, or other factors. Option prices apply only when purchased with a Equalizer. **Please contact PaceSaver customer service to be sure of correct pricing and part numbers.** This price list supersedes all previous price lists.



Phone: 1-800-255-0285
www.pacesaver.com

EQUALIZER

RFP4 w/Suspension Base

w/Medium Tilt - Group 3

Page 1 of 2

Fax this MSRP Order Form
Toll Free to 1-800-862-8782

Leisure-Lift, Inc.
Effective May 2018

Dealer Account Information

Please fill out all information completely

Account No.: _____ PO#: _____	Ship to: _____
Dealer: _____	Address: _____
Address: _____	City/ST/Zip: _____
City, State, Zip: _____	Phone: _____
Phone: _____ Fax: _____	Notes: _____
Contact: _____ Date: _____	E-Mail Address: _____

Power Base Information

Model 83180	MSRP Price	BATTERIES
<input type="checkbox"/> Scout RFP4-Suspension Power Base	\$6,900	<input type="checkbox"/> Group 22 - 55 AMP (2 required) \$270ea.
400 lb. weight capacity, FWD, 14" Flat Free Tires, 8° MIR, Programmable, Removable/Height & Angle Adjustable Arms. K0862		OTHER ACCESSORIES & OPTIONS
COLOR - MIRROR GLAZE™ (Check one)		<input type="checkbox"/> Basket - Folding \$ 50
<input type="checkbox"/> Blue <input type="checkbox"/> Red <input type="checkbox"/> Black		<input type="checkbox"/> Cup Holder \$ 30
CONTROLLER (Check one)		<input type="checkbox"/> Flag \$ 50
<input type="checkbox"/> Right Hand Standard <input type="checkbox"/> Left Hand NC		<input type="checkbox"/> Front Bag \$ 68
CONTROLLER OPTIONS		<input type="checkbox"/> Oxygen Cylinder Holder \$150
<input type="checkbox"/> Integrated (2 Functions)	\$300	<input type="checkbox"/> Privacy Flap \$ 40
<input type="checkbox"/> Retractable	\$200	<input type="checkbox"/> Saddle Bag \$ 40
<input type="checkbox"/> Attendant	\$600	<input type="checkbox"/> Cane Holder \$ 16
<input type="checkbox"/> Rear Mounted Joystick	\$100	<input type="checkbox"/> Tie Downs \$170
		<input type="checkbox"/> Weather Cover \$200

Equalizer Tilt Information

<input type="checkbox"/> Equalizer Tilt "B" System-30564 \$4,600 <i>(required for all Heavier Tilt Systems)</i>	SEAT CUSHION TYPE
<input type="checkbox"/> Medium Tilt Option (400# max) 30566 \$2,595 <i>(required)</i>	<input type="checkbox"/> General Purpose (non-coded) seat cushion
FRAME WIDTH (Check One) <i>(outside to outside of frame tubes) - 2" increments</i>	<input type="checkbox"/> 26" <input type="checkbox"/> 28" <input type="checkbox"/> 30" wide \$140
<input type="checkbox"/> 22" <input type="checkbox"/> 24" <input type="checkbox"/> 26" Std.	<input type="checkbox"/> Wider than 30" \$160
Custom Size _____ (No wider than 30") \$200	<input type="checkbox"/> None
<input type="checkbox"/> Endomorphic (off-set back canes) \$170	BACK HEIGHT (above solid pan)
<input type="checkbox"/> 2" narrower than seat <input type="checkbox"/> 4" narrower than seat	<input type="checkbox"/> Back Height (Adj.: 19" - 27") Std.
FRAME DEPTH	<input type="checkbox"/> Custom Cane Ht. _____ \$200 <i>(no shorter than 13" - Standard gap is 5")</i>
<input type="checkbox"/> Depth 18" - 24" (specify size _____) Std.	(Top of seat pan to top of back _____)
<input type="checkbox"/> Depth Extension (with or without ELRs) \$120	ARMPAD TYPE (Choose One)
SEAT PAN	<input type="checkbox"/> 11" upholstered w/flat top (pair) NC
<input type="checkbox"/> Solid seat pan (1/4" ABS-24" x 24") Std.	<input type="checkbox"/> 14" upholstered w/flat top (pair) Std.
<input type="checkbox"/> Custom Size _____ NC	<input type="checkbox"/> 11"/14" upholstered w/flat top (1ea.) NC <i>(specify handing (L) ___ (R) ___)</i>
SEAT BACK (Contoured back - 17" high)	ADMIRAL SEAT - Not Available on Med. Tilt
Width: <input type="checkbox"/> 22" <input type="checkbox"/> 24" <input type="checkbox"/> 26" 2" increments Std.	
<input type="checkbox"/> Custom (specify size _____) (No wider than 30") \$200	
<input type="checkbox"/> Gluteal Shelf (GPS) \$160	
<input type="checkbox"/> Privacy Flap Std.	



EQUALIZER

RFP4 w/Suspension Base

w/Medium Tilt - Group 3

Fax this MSRP Order Form
Toll Free to **1-800-862-8782**
Leisure-Lift, Inc.
Effective May 2018

Phone: 1-800-255-0285
www.pacesaver.com

Page 2 of 2

Dealer Account Information

Please fill out all information completely

Account No.: _____ PO#: _____ Dealer: _____ Address: _____ City, State, Zip: _____ Phone: _____ Fax: _____ Contact: _____ Date: _____	Ship to: _____ Address: _____ City/ST/Zip: _____ Phone: _____ Notes: _____ E-Mail Address: _____
--	---

Equalizer Tilt Information *Continued*

<h4>FOOTPLATE OPTIONS</h4> <ul style="list-style-type: none"> <input type="checkbox"/> Center Column Footplate (<i>manual</i>) \$ 1000 <input type="checkbox"/> Center Column-Individ. Footplates(<i>pr</i>) \$ 1000 <input type="checkbox"/> Custom Footplate \$ 300 <input type="checkbox"/> Center Col. Footplate (<i>power</i>) \$ 1870 <input type="checkbox"/> Center Col.-Individ. Ftplates(<i>pr</i>) (<i>power</i>) \$ 2110 <hr/> <h4>LEG RIGGINGS</h4> <ul style="list-style-type: none"> <input type="checkbox"/> Elevating Legrest (high) \$180ea <ul style="list-style-type: none"> <input type="checkbox"/> LH <input type="checkbox"/> RH <input type="checkbox"/> Elevating Legrest (low) \$180ea <ul style="list-style-type: none"> <input type="checkbox"/> LH <input type="checkbox"/> RH <input type="checkbox"/> HD Elevating Leg Rests (L & R) (<i>powered</i>) \$900ea <input type="checkbox"/> HD Elevating Leg Rests (L & R) (<i>manual</i>) \$550ea <input type="checkbox"/> Amputee Support \$220ea <input type="checkbox"/> Heel Straps (ea.) \$ 25 <input type="checkbox"/> ELR Knee Pads (<i>pr.</i>) \$ 80 <input type="checkbox"/> Footplate (when used with ELRs) \$200 <input type="checkbox"/> 1-Pc. Leg Pad (<i>manual</i>) \$700 <input type="checkbox"/> Thigh Supports (<i>Folding</i>) \$550pr. <input type="checkbox"/> Thigh Supports (<i>Fixed</i>) \$300pr. <hr/> <h4>ANTI-TIP OPTIONS</h4> <ul style="list-style-type: none"> <input type="checkbox"/> Center Mount (<i>manual</i>) \$500 <input type="checkbox"/> Anti-Tips (For custom footplate) <ul style="list-style-type: none"> <input type="checkbox"/> 1"Offset (<i>pr</i>) \$ 80 <input type="checkbox"/> 3"Offset (<i>pr</i>) \$130 <input type="checkbox"/> Stanza™ (<i>power</i>) Anti-tips \$700 <input type="checkbox"/> Stanza™ (<i>power</i>) Ctr Mt. Anti-tips \$700 <i>w. Individ. Footplates</i> 	<h4>TILT ACCESSORIES</h4> <ul style="list-style-type: none"> <input type="checkbox"/> Rehab Headrest Pad (Reg.) \$170 <input type="checkbox"/> Rehab Headrest Pad (Lg.) \$190 <input type="checkbox"/> Rehab Headrest Mount Assembly \$180 <input type="checkbox"/> Rehab Headrest Mount (Bracket only) \$ 70 <input type="checkbox"/> Rehab Headrest Removable Cover \$ 60 <input type="checkbox"/> Admiral Headrest \$ 80 <input type="checkbox"/> 60" Long Lap Restraint Std. <input type="checkbox"/> 74" Long Lap Restraint \$ 60 <input type="checkbox"/> Aircraft Type Lap Restraint \$ 70 <input type="checkbox"/> Lateral Thoracic Supports (<i>pr.</i>) (<i>not installed</i>) \$460 <i>(Factory installation requires Mounting Tracks)</i> <input type="checkbox"/> Mounting Tracks \$110 <input type="checkbox"/> Elbow Block (ea.) \$ 50 <ul style="list-style-type: none"> <input type="checkbox"/> Right Mounted <input type="checkbox"/> Left Mounted <hr/> <h4>Dealer's Client Specifications</h4> <div style="display: flex; align-items: flex-start;"> <div style="flex: 1;"> <p>Client Height _____</p> <p>Client Weight _____</p> <ul style="list-style-type: none"> ① Seat to Shoulder _____ ② Trunk Width _____ ③ Chest Width _____ ④ Knee to Back _____ ⑤ Seat to Top of Head _____ ⑥ Elbow to Hand _____ ⑦ Hip Width _____ ⑧ Knee to Heel _____ <p>Special Client Conditions _____</p> </div> <div style="flex: 1; text-align: center;"> </div> </div>
<h4>COMMENTS:</h4> <hr/> <hr/> <hr/>	

WARRANTY:

Please see literature for warranty information.

NOTE:

Prices may vary depending on location and dealer. Some part numbers may vary depending on option, color, model, or other factors. Option prices apply only when purchased with a Equalizer. **Please contact PaceSaver customer service to be sure of correct pricing and part numbers.** This price list supersedes all previous price lists.



Phone: 1-800-255-0285
www.pacesaver.com

EQUALIZER Boss 6NS Base

w/Heavy Duty Tilt - Group 2
Page 1 of 2

Fax this MSRP Order Form
Toll Free to 1-800-862-8782

Leisure-Lift, Inc.
Effective May 2018

Dealer Account Information

Please fill out all information completely

Account No.: _____ PO#: _____	Ship to: _____
Dealer: _____	Address: _____
Address: _____	City/ST/Zip: _____
City, State, Zip: _____	Phone: _____
Phone: _____ Fax: _____	Notes: _____
Contact: _____ Date: _____	E-Mail Address: _____

Power Base Information

Model 82306	MSRP Price	BATTERIES	
<input type="checkbox"/> BOSS 6NS Power Base	\$7,660	<input type="checkbox"/> Group 24 - 75 AMP (2 required)	\$340 ea
550 lb. weight capacity, FWD, 13" Flat Free Tires, 7" MIR, Programmable, Removable/Height & Angle Adjustable Arms. No Suspension K0826, K0839		OTHER ACCESSORIES & OPTIONS	
COLOR - MIRROR GLAZE™ (Check one)		<input type="checkbox"/> Basket - Folding	\$ 50
<input type="checkbox"/> Blue	<input type="checkbox"/> Red	<input type="checkbox"/> Cup Holder	\$ 30
<input type="checkbox"/> Black		<input type="checkbox"/> Flag	\$ 50
CONTROLLER (Check one)		<input type="checkbox"/> Front Bag	\$ 68
<input type="checkbox"/> Right Hand Std.	<input type="checkbox"/> Left Hand	<input type="checkbox"/> Oxygen Cylinder Holder	\$150
	NC	<input type="checkbox"/> Privacy Flap	\$ 40
CONTROLLER OPTIONS		<input type="checkbox"/> Saddle Bag	\$ 40
<input type="checkbox"/> Integrated (2 Functions)	\$300	<input type="checkbox"/> Cane Holder	\$ 16
<input type="checkbox"/> Retractable	\$200	<input type="checkbox"/> Tie Downs	\$170
<input type="checkbox"/> Attendant	\$600	<input type="checkbox"/> Weather Cover	\$200
<input type="checkbox"/> Rear Mounted Joystick	\$100		
<input type="checkbox"/> 4-Actuator module	\$480		
<input type="checkbox"/> DX2 w/Color Display	\$1350		

HD Equalizer Tilt Information

<input type="checkbox"/> Equalizer Tilt "B" System-30564	\$4,600	SEAT CUSHION TYPE	
<i>(required for all Heavier Tilt Systems)</i>		<input type="checkbox"/> General Purpose (non-coded) seat cushion	
<input type="checkbox"/> Medium Tilt Option (450# max)-30566	\$2,595	<input type="checkbox"/> 26" <input type="checkbox"/> 28" <input type="checkbox"/> 30" wide	\$140
<input type="checkbox"/> Large Tilt Option (550# max) - 30565	\$2,895	<input type="checkbox"/> Wider than 30"	\$160
		<input type="checkbox"/> None	
FRAME WIDTH (Check One)		BACK HEIGHT (above solid pan)	
<i>(outside to outside of frame tubes) - 2" increments</i>		<input type="checkbox"/> Back Height (Adj.:19" - 27")	Std.
<input type="checkbox"/> 22" <input type="checkbox"/> 24" <input type="checkbox"/> 26" <input type="checkbox"/> 28"	Std.	<input type="checkbox"/> Custom Cane Ht. _____"	\$200
Custom Size _____	(No wider than 30") \$200	<i>(no shorter than 13" - Standard gap is 5")</i>	
FRAME DEPTH		<i>(Top of seat pan to top of back _____")</i>	
<input type="checkbox"/> Depth 18" - 26" (specify size _____")	Std.	ARMPAD TYPE (Choose One)	
SEAT PAN		<input type="checkbox"/> 11" upholstered w/flat top (pair)	NC
<input type="checkbox"/> Solid seat pan (1/4" ABS-24" x 24")	Std.	<input type="checkbox"/> 14" upholstered w/flat top (pair)	Std.
<input type="checkbox"/> Custom Size _____	NC	<input type="checkbox"/> 11"/14" upholstered w/flat top (1ea.)	NC
<input type="checkbox"/> Omit seat pan	NC	<i>(specify handing (L) ___(R) ___)</i>	
SEAT BACK (Contoured back - 17" high)		ADMIRAL SEAT - Not Available on HD Tilt	
Width: <input type="checkbox"/> 22" <input type="checkbox"/> 24" <input type="checkbox"/> 26" 2" increments	Std.		
<input type="checkbox"/> Custom (specify size _____")	(No wider than 30")\$200		
<input type="checkbox"/> Gluteal Shelf (GPS)	\$160		
<input type="checkbox"/> Endomorphic (off-set back canes)	\$170		
<input type="checkbox"/> 2" narrower than seat	<input type="checkbox"/> 4" narrower than seat		



Call For Custom Order
Phone: 1-800-255-0285

EQUALIZER Boss 6NS Base w/Heavy Duty Tilt - Group 2

Page 2 of 2

Fax this MSRP Order Form
Toll Free to 1-800-862-8782

Leisure-Lift, Inc.
Effective May 2018

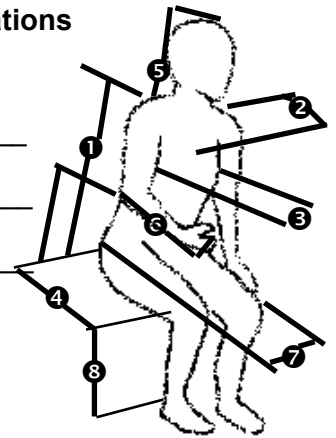
Dealer Account Information

Please fill out all information completely

Account No.: _____ PO#: _____	Ship to: _____
Dealer: _____	Address: _____
Address: _____	City/ST/Zip: _____
City, State, Zip: _____	Phone: _____
Phone: _____ Fax: _____	Notes: _____
Contact: _____ Date: _____	E-Mail Address: _____

HD Equalizer Tilt Information *continued*

<p>FOOTPLATE OPTIONS</p> <p><input type="checkbox"/> Center Column Footplate (<i>manual</i>) \$ 1000</p> <p><input type="checkbox"/> Center Column-Individ. Footplates(<i>pr</i>) \$ 1000</p> <p><input type="checkbox"/> Custom Footplate \$ 300</p> <p><input type="checkbox"/> Center Col. Footplate (<i>power</i>) \$ 1870</p> <p><input type="checkbox"/> Center Col.-Individ. Ftplates(<i>pr</i>) (<i>power</i>) \$ 2110</p> <p>LEG RIGGINGS</p> <p><input type="checkbox"/> Elevating Legrest (high) \$180ea</p> <p style="padding-left: 40px;"><input type="checkbox"/> LH <input type="checkbox"/> RH</p> <p><input type="checkbox"/> Elevating Legrest (low) \$180ea</p> <p style="padding-left: 40px;"><input type="checkbox"/> LH <input type="checkbox"/> RH</p> <p><input type="checkbox"/> HD Elevating Leg Rests (L & R) (<i>powered</i>) \$900ea</p> <p><input type="checkbox"/> HD Elevating Leg Rests (L & R) (<i>manual</i>) \$550ea</p> <p><input type="checkbox"/> Amputee Support \$220ea</p> <p><input type="checkbox"/> Heel Straps (ea.) \$ 25</p> <p><input type="checkbox"/> ELR Knee Pads (pr.) \$ 80</p> <p><input type="checkbox"/> Footplate (when used with ELRs) \$200</p> <p><input type="checkbox"/> 1-Pc. Leg Pad (manual) \$700</p> <p><input type="checkbox"/> Thigh Supports (<i>Folding</i>) \$550pr.</p> <p><input type="checkbox"/> Thigh Supports (<i>Fixed</i>) \$300pr.</p> <p>ANTI-TIP OPTIONS</p> <p><input type="checkbox"/> Center Mount (<i>manual</i>) \$500</p> <p><input type="checkbox"/> Anti-Tips (For custom footplate)</p> <p style="padding-left: 40px;"><input type="checkbox"/> 1"Offset (<i>pr</i>) \$ 80 <input type="checkbox"/> 3"Offset (<i>pr</i>) \$130</p> <p><input type="checkbox"/> Stanza™ (<i>power</i>) Anti-tips \$700</p> <p><input type="checkbox"/> Stanza™ (<i>power</i>) Ctr Mt. Anti-tips \$700</p> <p style="padding-left: 40px;"><i>w. Individ. Footplates</i></p> <p>COMMENTS:</p> <hr/> <hr/> <hr/>	<p>TILT ACCESSORIES</p> <p><input type="checkbox"/> Rehab Headrest Pad (Reg.) \$170</p> <p><input type="checkbox"/> Rehab Headrest Pad (Lg.) \$190</p> <p><input type="checkbox"/> Rehab Headrest Mount Assembly \$180</p> <p><input type="checkbox"/> Rehab Headrest Mount (Bracket only) \$ 70</p> <p><input type="checkbox"/> Rehab Headrest Removable Cover \$ 60</p> <p><input type="checkbox"/> Admiral Headrest \$ 80</p> <p><input type="checkbox"/> 60" Long Lap Restraint Std.</p> <p><input type="checkbox"/> 74" Long Lap Restraint \$ 60</p> <p><input type="checkbox"/> Aircraft Type Lap Restraint \$ 70</p> <p><input type="checkbox"/> Lateral Thoracic Supports (pr.) (<i>not installed</i>) \$460</p> <p style="padding-left: 40px;"><i>(Factory installation requires Mounting Tracks)</i></p> <p><input type="checkbox"/> Mounting Tracks \$110</p> <p><input type="checkbox"/> Elbow Block (ea.) \$ 50</p> <p style="padding-left: 40px;"><input type="checkbox"/> Right Mounted <input type="checkbox"/> Left Mounted</p> <p>Dealer's Client Specifications</p> <p>Client Height _____</p> <p>Client Weight _____</p> <p>① Seat to Shoulder _____</p> <p>② Trunk Width _____</p> <p>③ Chest Width _____</p> <p>④ Knee to Back _____</p> <p>⑤ Seat to Top of Head _____</p> <p>⑥ Elbow to Hand _____</p> <p>⑦ Hip Width _____</p> <p>⑧ Knee to Heel _____</p> <p>Special Client Conditions</p> <hr/> <hr/>
---	---



WARRANTY:

Please see literature for warranty information.

NOTE:

Prices may vary depending on location and dealer. Some part numbers may vary depending on option, color, model, or other factors. Option prices apply only when purchased with a Equalizer. **Please contact PaceSaver customer service to be sure of correct pricing and part numbers.** This price list supersedes all previous price lists.



Phone: 1-800-255-0285
www.pacesaver.com

EQUALIZER Boss 6 Base

w/Heavy Duty Tilt - Group 3
Page 1 of 2

Fax this MSRP Order Form
Toll Free to 1-800-862-8782

Leisure-Lift, Inc.
Effective May 2018

Dealer Account Information

Please fill out all information completely

Account No.: _____ PO#: _____	Ship to: _____
Dealer: _____	Address: _____
Address: _____	City/ST/Zip: _____
City, State, Zip: _____	Phone: _____
Phone: _____ Fax: _____	Notes: _____
Contact: _____ Date: _____	E-Mail Address: _____

Power Base Information

Model 82676 <input type="checkbox"/> BOSS 6 Power Base \$12,160 600 lb. weight capacity, FWD, 13" Flat Free Tires, 7° MIR programmable, Removable/Height & Angle Adjustable arms. With Suspension. (600# max) K0860, K0863	BATTERIES <input type="checkbox"/> Group 24 - 75 AMP (2 required) \$340 ea.
COLOR - MIRROR GLAZE™ (Check one) <input type="checkbox"/> Blue <input type="checkbox"/> Red <input type="checkbox"/> Black	OTHER ACCESSORIES & OPTIONS
CONTROLLER (Check one) <input type="checkbox"/> Right Hand Std. <input type="checkbox"/> Left Hand NC	<input type="checkbox"/> Basket - Folding \$ 50 <input type="checkbox"/> Cup Holder \$ 30 <input type="checkbox"/> Flag \$ 50 <input type="checkbox"/> Front Bag \$ 68 <input type="checkbox"/> Oxygen Cylinder Holder \$150 <input type="checkbox"/> Privacy Flap \$ 40 <input type="checkbox"/> Saddle Bag \$ 40 <input type="checkbox"/> Cane Holder \$ 16 <input type="checkbox"/> Tie Downs \$170 <input type="checkbox"/> Weather Cover \$200
CONTROLLER OPTIONS <input type="checkbox"/> Integrated (2 Functions) \$300 <input type="checkbox"/> Retractable \$200 <input type="checkbox"/> Attendant \$600 <input type="checkbox"/> Rear Mounted Joystick \$100 <input type="checkbox"/> 4-Actuator module \$480 <input type="checkbox"/> DX2 w/Color Display \$1350	

HD Equalizer Tilt Information

<input type="checkbox"/> Equalizer Tilt "B" System-30564 \$4,600 <i>(required for all Heavier Tilt Systems)</i>	SEAT CUSHION TYPE <input type="checkbox"/> General Purpose (non-coded) seat cushion <input type="checkbox"/> 26" <input type="checkbox"/> 28" <input type="checkbox"/> 30" wide \$140 <input type="checkbox"/> Wider than 30" \$160 <input type="checkbox"/> None
<input type="checkbox"/> Medium Tilt Option (450# max)-30566 \$2,595 <input type="checkbox"/> Large Tilt Option (600# max) - 30565 \$2,895	BACK HEIGHT (above solid pan) <input type="checkbox"/> Back Height (Adj.:19" - 27") _____ Std. <input type="checkbox"/> Custom Cane Ht. _____ " \$200 <i>(no shorter than 13" - Standard gap is 5")</i> (Top of seat pan to top of back _____ ")
FRAME WIDTH (Check One) (outside to outside of frame tubes) - 2" increments <input type="checkbox"/> 22" <input type="checkbox"/> 24" <input type="checkbox"/> 26" <input type="checkbox"/> 28" Std. Custom Size _____ (No wider than 30") \$200	ARMPAD TYPE (Choose One) <input type="checkbox"/> 11" upholstered w/flat top (pair) NC <input type="checkbox"/> 14" upholstered w/flat top (pair) Std. <input type="checkbox"/> 11"/14" upholstered w/flat top (1ea.) NC (specify handing (L) ___ (R) ___)
FRAME DEPTH <input type="checkbox"/> Depth 18" - 26" (specify size _____ ") Std.	ADMIRAL SEAT - Not Available on HD Tilt
SEAT PAN <input type="checkbox"/> Solid seat pan (1/4" ABS-24" x 24") Std. <input type="checkbox"/> Custom Size _____ NC <input type="checkbox"/> Omit seat pan NC	
SEAT BACK (Contoured back - 17" high) Width: <input type="checkbox"/> 22" <input type="checkbox"/> 24" <input type="checkbox"/> 26" 2" increments Std. <input type="checkbox"/> Custom (specify size _____ ")(No wider than 30") \$200 <input type="checkbox"/> Gluteal Shelf (GPS) \$160 <input type="checkbox"/> Endomorphic (off-set back canes) \$170 <input type="checkbox"/> 2" narrower than seat <input type="checkbox"/> 4" narrower than seat	



Call For Custom Order
Phone: 1-800-255-0285

EQUALIZER Boss 6 Base

w/Heavy Duty Tilt - Group 3
Page 2 of 2

Fax this MSRP Order Form
Toll Free to 1-800-862-8782

Leisure-Lift, Inc.
Effective May 2018

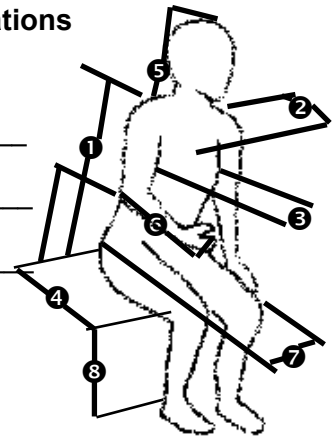
Dealer Account Information

Please fill out all information completely

Account No.: _____ PO#: _____	Ship to: _____
Dealer: _____	Address: _____
Address: _____	City/ST/Zip: _____
City, State, Zip: _____	Phone: _____
Phone: _____ Fax: _____	Notes: _____
Contact: _____ Date: _____	E-Mail Address: _____

HD Equalizer Tilt Information *continued*

<p>FOOTPLATE OPTIONS</p> <p><input type="checkbox"/> Center Column Footplate (<i>manual</i>) \$ 1000</p> <p><input type="checkbox"/> Center Column-Individ. Footplates(<i>pr</i>) \$ 1000</p> <p><input type="checkbox"/> Custom Footplate \$ 300</p> <p><input type="checkbox"/> Center Col. Footplate (<i>power</i>) \$ 1870</p> <p><input type="checkbox"/> Center Col.-Individ. Ftplates(<i>pr</i>) (<i>power</i>) \$ 2110</p> <hr/> <p>LEG RIGGINGS</p> <p><input type="checkbox"/> Elevating Legrest (high) \$180ea</p> <p style="padding-left: 20px;"><input type="checkbox"/> LH <input type="checkbox"/> RH</p> <p><input type="checkbox"/> Elevating Legrest (low) \$180ea</p> <p style="padding-left: 20px;"><input type="checkbox"/> LH <input type="checkbox"/> RH</p> <p><input type="checkbox"/> HD Elevating Leg Rests (L & R) (<i>powered</i>) \$900ea</p> <p><input type="checkbox"/> HD Elevating Leg Rests (L & R) (<i>manual</i>) \$550ea</p> <p><input type="checkbox"/> Amputee Support \$220ea</p> <p><input type="checkbox"/> Heel Straps (ea.) \$ 25</p> <p><input type="checkbox"/> ELR Knee Pads (pr.) \$ 80</p> <p><input type="checkbox"/> Footplate (when used with ELRs) \$200</p> <p><input type="checkbox"/> 1-Pc. Leg Pad (<i>manual</i>) \$700</p> <p><input type="checkbox"/> Thigh Supports (<i>Folding</i>) \$550pr.</p> <p><input type="checkbox"/> Thigh Supports (<i>Fixed</i>) \$300pr.</p> <hr/> <p>ANTI-TIP OPTIONS</p> <p><input type="checkbox"/> Center Mount (<i>manual</i>) \$500</p> <p><input type="checkbox"/> Anti-Tips (For custom footplate)</p> <p style="padding-left: 20px;"><input type="checkbox"/> 1"Offset (<i>pr</i>) \$ 80 <input type="checkbox"/> 3"Offset (<i>pr</i>) \$130</p> <p><input type="checkbox"/> Stanza™ (<i>power</i>) Anti-tips \$700</p> <p><input type="checkbox"/> Stanza™ (<i>power</i>) Ctr Mt. Anti-tips \$700</p> <p style="padding-left: 40px;"><i>w. Individ. Footplates</i></p> <hr/> <p>COMMENTS:</p> <p>_____</p> <p>_____</p> <p>_____</p>	<p>TILT ACCESSORIES</p> <p><input type="checkbox"/> Rehab Headrest Pad (Reg.) \$170</p> <p><input type="checkbox"/> Rehab Headrest Pad (Lg.) \$190</p> <p><input type="checkbox"/> Rehab Headrest Mount Assembly \$180</p> <p><input type="checkbox"/> Rehab Headrest Mount (Bracket only) \$ 70</p> <p><input type="checkbox"/> Rehab Headrest Removable Cover \$ 60</p> <p><input type="checkbox"/> Admiral Headrest \$ 80</p> <p><input type="checkbox"/> 60" Long Lap Restraint Std.</p> <p><input type="checkbox"/> 74" Long Lap Restraint \$ 60</p> <p><input type="checkbox"/> Aircraft Type Lap Restraint \$ 70</p> <p><input type="checkbox"/> Lateral Thoracic Supports (pr.) (<i>not installed</i>) \$460</p> <p style="padding-left: 20px;"><i>(Factory installation requires Mounting Tracks)</i></p> <p><input type="checkbox"/> Mounting Tracks \$110</p> <p><input type="checkbox"/> Elbow Block (ea.) \$ 50</p> <p style="padding-left: 40px;"><input type="checkbox"/> Right Mounted <input type="checkbox"/> Left Mounted</p> <hr/> <p>Dealer's Client Specifications</p> <p>Client Height _____</p> <p>Client Weight _____</p> <p>① Seat to Shoulder _____</p> <p>② Trunk Width _____</p> <p>③ Chest Width _____</p> <p>④ Knee to Back _____</p> <p>⑤ Seat to Top of Head _____</p> <p>⑥ Elbow to Hand _____</p> <p>⑦ Hip Width _____</p> <p>⑧ Knee to Heel _____</p> <p>Special Client Conditions</p> <p>_____</p> <p>_____</p>
---	---



WARRANTY:

Please see literature for warranty information.

NOTE:

Prices may vary depending on location and dealer. Some part numbers may vary depending on option, color, model, or other factors. Option prices apply only when purchased with a Equalizer. **Please contact PaceSaver customer service to be sure of correct pricing and part numbers.** This price list supersedes all previous price lists.



Phone: 1-800-255-0285
www.pacesaver.com

EQUALIZER Boss 6.75 Base w/Heavy Duty Tilt - Group 3

Page 1 of 2

Fax this MSRP Order Form
Toll Free to 1-800-862-8782
Leisure-Lift, Inc.
Effective May 2018

Dealer Account Information

Please fill out all information completely

Account No.: _____ PO#: _____	Ship to: _____
Dealer: _____	Address: _____
Address: _____	City/ST/Zip: _____
City, State, Zip: _____	Phone: _____
Phone: _____ Fax: _____	Notes: _____
Contact: _____ Date: _____	E-Mail Address: _____

Power Base Information

Model 82677 MSRP Price <input type="checkbox"/> BOSS 6.75 Power Base-82677 \$12,660 600 lb. weight capacity, FWD, 13" Flat Free Tires, 7° MIR, Programmable, Removable/Height & Angle Adjustable Arms. With suspension K0854	BATTERIES <input type="checkbox"/> Group 24 - 75 AMP (2 required) \$340 ea.
COLOR - MIRROR GLAZE™ (Check one) <input type="checkbox"/> Blue <input type="checkbox"/> Red <input type="checkbox"/> Black	OTHER ACCESSORIES & OPTIONS
CONTROLLER (Check one) <input type="checkbox"/> Right Hand Std. <input type="checkbox"/> Left Hand NC	<input type="checkbox"/> Basket - Folding \$ 50 <input type="checkbox"/> Cup Holder \$ 30 <input type="checkbox"/> Flag \$ 50 <input type="checkbox"/> Front Bag \$ 68 <input type="checkbox"/> Oxygen Cylinder Holder \$150 <input type="checkbox"/> Privacy Flap \$ 40 <input type="checkbox"/> Saddle Bag \$ 40 <input type="checkbox"/> Cane Holder \$ 16 <input type="checkbox"/> Tie Downs \$170 <input type="checkbox"/> Weather Cover \$200
CONTROLLER OPTIONS <input type="checkbox"/> Integrated - 90 Amp (2 Functions) \$400 <input type="checkbox"/> Retractable \$200 <input type="checkbox"/> Attendant \$600 <input type="checkbox"/> Rear Mounted Joystick \$100 <input type="checkbox"/> 4-Actuator module \$480 <input type="checkbox"/> DX2 w/Color Display \$1350	

HD Equalizer Tilt Information

<input type="checkbox"/> Equalizer Tilt "B" System-30564 \$4,600 <i>(required for all Heavier Tilt Systems)</i>	SEAT CUSHION TYPE <input type="checkbox"/> General Purpose (non-coded) seat cushion <input type="checkbox"/> 26" <input type="checkbox"/> 28" <input type="checkbox"/> 30" wide \$140 <input type="checkbox"/> Wider than 30" \$160 <input type="checkbox"/> None
<input type="checkbox"/> Medium Tilt Option (450# max)-30566 \$2,595 <input type="checkbox"/> Large Tilt Option (600# max) - 30565 \$2,895	BACK HEIGHT (above solid pan) <input type="checkbox"/> Back Height (Adj.:19" - 27") Std. <input type="checkbox"/> Custom Cane Ht. _____" \$200 <i>(no shorter than 13" - Standard gap is 5")</i> <i>(Top of seat pan to top of back _____")</i>
FRAME WIDTH (Check One) (outside to outside of frame tubes) - 2" increments <input type="checkbox"/> 22" <input type="checkbox"/> 24" <input type="checkbox"/> 26" <input type="checkbox"/> 28" Std. Custom Size _____(No wider than 32") \$200	ARMPAD TYPE (Choose One) <input type="checkbox"/> 11" upholstered w/flat top (pair) NC <input type="checkbox"/> 14" upholstered w/flat top (pair) Std. <input type="checkbox"/> 11"/14" upholstered w/flat top (1ea.) NC (specify handing (L) ___(R) ___)
FRAME DEPTH <input type="checkbox"/> Depth 18" - 26" (specify size _____") Std.	ADMIRAL SEAT - Not Available on HD Tilt
SEAT PAN <input type="checkbox"/> Solid seat pan (1/4" ABS-24" x 24") Std. <input type="checkbox"/> Custom Size _____ NC <input type="checkbox"/> Omit seat pan NC	
SEAT BACK (Contoured back - 17" high) Width: <input type="checkbox"/> 22" <input type="checkbox"/> 24" <input type="checkbox"/> 26" 2" increments Std. <input type="checkbox"/> Custom (specify size _____")(No wider than 34") \$300 <input type="checkbox"/> Gluteal Shelf (GPS) \$160 <input type="checkbox"/> Endomorphic (off-set back canes) (pr.) \$170 <input type="checkbox"/> 2" narrower than seat <input type="checkbox"/> 4" narrower than seat	



Call For Custom Order
Phone: 1-800-255-0285

EQUALIZER Boss 6.75 Base w/Heavy Duty Tilt - Group 3

Page 2 of 2

Fax this MSRP Order Form
Toll Free to 1-800-862-8782

Leisure-Lift, Inc.
Effective May 2018

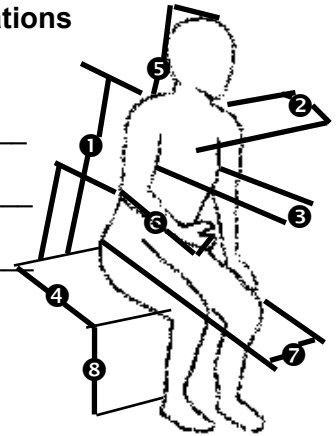
Dealer Account Information

Please fill out all information completely

Account No.: _____ PO#: _____	Ship to: _____
Dealer: _____	Address: _____
Address: _____	City/ST/Zip: _____
City, State, Zip: _____	Phone: _____
Phone: _____ Fax: _____	Notes: _____
Contact: _____ Date: _____	E-Mail Address: _____

HD Equalizer Tilt Information *continued*

<p>FOOTPLATE OPTIONS</p> <p><input type="checkbox"/> Center Column Footplate (<i>manual</i>) \$ 1000</p> <p><input type="checkbox"/> Center Column-Individ. Footplates(<i>pr</i>) \$ 1000</p> <p><input type="checkbox"/> Custom Footplate \$ 300</p> <p><input type="checkbox"/> Center Col. Footplate (<i>power</i>) \$ 1870</p> <p><input type="checkbox"/> Center Col.-Individ. Ftplates(<i>pr</i>) (<i>power</i>) \$ 2110</p> <p>LEG RIGGINGS</p> <p><input type="checkbox"/> Elevating Legrest (high) \$180ea <input type="checkbox"/> LH <input type="checkbox"/> RH</p> <p><input type="checkbox"/> Elevating Legrest (low) \$180ea <input type="checkbox"/> LH <input type="checkbox"/> RH</p> <p><input type="checkbox"/> HD Elevating Leg Rests (L & R) (<i>powered</i>) \$900ea</p> <p><input type="checkbox"/> HD Elevating Leg Rests (L & R) (<i>manual</i>) \$550ea</p> <p><input type="checkbox"/> Amputee Support \$220ea</p> <p><input type="checkbox"/> Heel Straps (ea.) \$ 25</p> <p><input type="checkbox"/> ELR Knee Pads (<i>pr.</i>) \$ 80</p> <p><input type="checkbox"/> Footplate (when used with ELRs) \$200</p> <p><input type="checkbox"/> 1-Pc. Leg Pad (<i>manual</i>) \$700</p> <p><input type="checkbox"/> Thigh Supports (<i>Folding</i>) \$550pr.</p> <p><input type="checkbox"/> Thigh Supports (<i>Fixed</i>) \$300pr.</p> <p>ANTI-TIP OPTIONS</p> <p><input type="checkbox"/> Center Mount (<i>manual</i>) \$500</p> <p><input type="checkbox"/> Anti-Tips (For custom footplate)</p> <p><input type="checkbox"/> 1"Offset (<i>pr</i>) \$ 80 <input type="checkbox"/> 3"Offset (<i>pr</i>) \$130</p> <p><input type="checkbox"/> Stanza™ (<i>power</i>) Anti-tips \$700</p> <p><input type="checkbox"/> Stanza™ (<i>power</i>) Ctr Mt. Anti-tips \$700 <i>w. Individ. Footplates</i></p> <p>COMMENTS:</p> <p>_____</p> <p>_____</p> <p>_____</p>	<p>TILT ACCESSORIES</p> <p><input type="checkbox"/> Rehab Headrest Pad (Reg.) \$170</p> <p><input type="checkbox"/> Rehab Headrest Pad (Lg.) \$190</p> <p><input type="checkbox"/> Rehab Headrest Mount Assembly \$180</p> <p><input type="checkbox"/> Rehab Headrest Mount (Bracket only) \$ 70</p> <p><input type="checkbox"/> Rehab Headrest Removable Cover \$ 60</p> <p><input type="checkbox"/> Admiral Headrest \$ 80</p> <p><input type="checkbox"/> 60" Long Lap Restraint Std.</p> <p><input type="checkbox"/> 74" Long Lap Restraint \$ 60</p> <p><input type="checkbox"/> Aircraft Type Lap Restraint \$ 70</p> <p><input type="checkbox"/> Lateral Thoracic Supports (<i>pr.</i>) (<i>not installed</i>) \$460 <i>(Factory installation requires Mounting Tracks)</i></p> <p><input type="checkbox"/> Mounting Tracks \$110</p> <p><input type="checkbox"/> Elbow Block (ea.) \$ 50</p> <p><input type="checkbox"/> Right Mounted <input type="checkbox"/> Left Mounted</p> <p>Dealer's Client Specifications</p> <p>Client Height _____</p> <p>Client Weight _____</p> <p>① Seat to Shoulder _____</p> <p>② Trunk Width _____</p> <p>③ Chest Width _____</p> <p>④ Knee to Back _____</p> <p>⑤ Seat to Top of Head _____</p> <p>⑥ Elbow to Hand _____</p> <p>⑦ Hip Width _____</p> <p>⑧ Knee to Heel _____</p> <p>Special Client Conditions</p> <p>_____</p> <p>_____</p>
--	--



WARRANTY:

Please see literature for warranty information.

NOTE:

Prices may vary depending on location and dealer. Some part numbers may vary depending on option, color, model, or other factors. Option prices apply only when purchased with a Equalizer. **Please contact PaceSaver customer service to be sure of correct pricing and part numbers.** This price list supersedes all previous price lists.